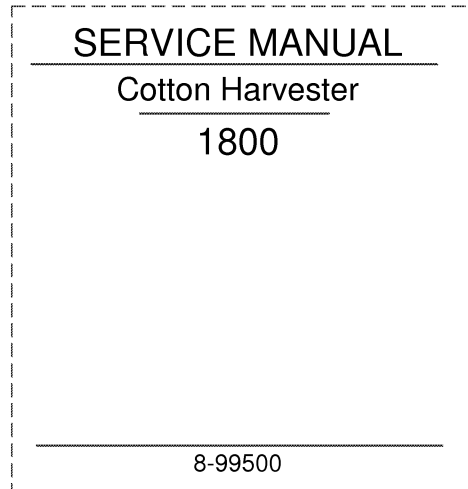


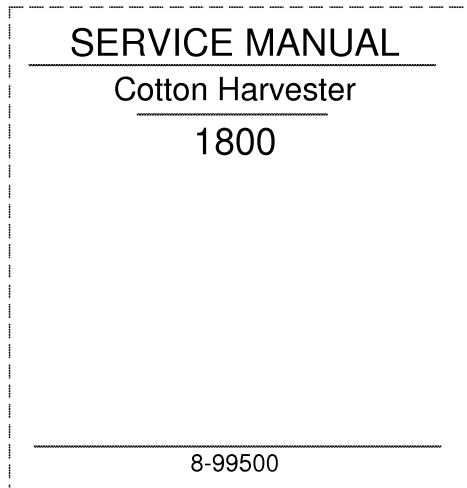
1. Trim along dashed line.
2. Slide into pocket on Binder Spine.

TYPE 1-4



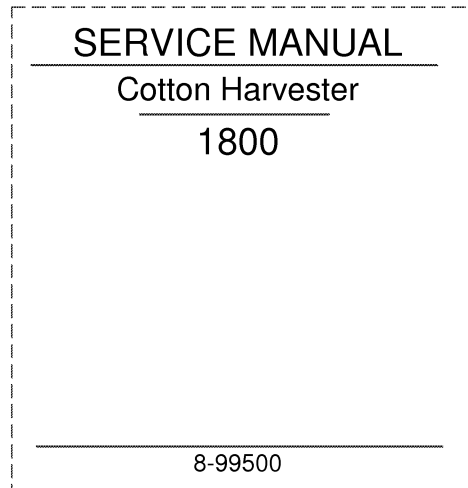
1. Trim along dashed line.
2. Slide into pocket on Binder Spine.

TYPE 1-4



1. Trim along dashed line.
2. Slide into pocket on Binder Spine.

TYPE 1-4



1. Trim along dashed line.
2. Slide into pocket on Binder Spine.

TYPE 1-4

1800 Cotton Harvester Service Manual

Table of Contents

Description	Section No.	Form No.
General	Tab 1	
Loctite Product Chart		8-98900
Engine 6-590 Case	Tab 2	
Engine Specifications - 6-590	2401	8-26063
Cylinder Head and Valve Train	2415	8-26073
Cylinder Block	2425	8-26084
Lubrication System	2445	8-26093
After Cooler	2545	8-26120
Cooling System	2455	8-26103
Turbocharger	2465	8-26110
Turbocharger - Failure Analysis	2565	9-78235
Fuel System 6-590 Case Engine	Tab 3	
Fuel System and Filters	3410	8-26131
Fuel Injection Pump	3411	8-97711
Fuel Injectors	3413	8-26152
Electrical	Tab 4	
Wiring Schematics and Troubleshooting	4001	8-97730
Instrument Cluster Troubleshooting	4011	8-62520
Battery Service and Testing	4235	8-20291
Starter Motor	4011	8-95970
Alternator	4004	8-91792
Neutral Start Switch	4070	8-62271
Steering	Tab 5	
Steering System Testing	5010	8-62420
Steering Column and Hand Pump	5021	8-98040
Steering Cylinder	5030	8-62440
Steering Axle	5040	8-62450
Power Train	Tab 6	
Hydrostatic Propulsion Troubleshooting	6010	8-62380
Foot-N-Inch Valve	6015	8-62550
Hydrostatic Drive Pump Removal and Installation	6017	8-62280
Hydrostatic Drive Pump	6018	7-34820
Hydrostatic Drive Motor	6030	8-62472
Transmission Removal and Installation	6035	8-98980
Transmission Service	6040	8-62391
Final Drive and Pinion Assembly	6060	8-62201
Brakes	Tab 7	
Service and Parking Brake	7010	8-62211
Brake Valve and Cylinders	7020	8-62241

1800 Cotton Harvester
Service Manual

Table of Contents

Description	Section No.	Form No.
Hydraulic	Tab 8	
Hydraulic Schematics and Troubleshooting	8001	8-97740
Hydraulic Oil Filters	8031	8-98730
Hydraulics Pump Removal and Installation	8035	8-99170
Hydraulic Pump and Compensator	8040	8-62480
Electro Hydraulic Valves	8050	8-98680
Hydraulic Valves, Cylinders and Motors	8060	8-99040
Accessories	Tab 9	
Servicing the Air Conditioner Compressor Sanden Model SD 508HD	9000	7-35200
Air Conditioner Troubleshooting	9001	7-35210
Air Conditioner System Gauges and Testing	9002	7-37680
Air Conditioner System Service, Recovery, Evacuation and Recharting	9003	7-34860
Air Conditioner Components Service for Systems with Sanden Compressor	9004	7-34890
Servicing the Cab Blower	9050	8-62300
Operator Seat	9060	8-62310
Fan Assembly	9070	8-98740
Basket Assembly Service	9075	8-99180
Cross Auger Header and Brush Roll Units	9090	8-98630

SPECIAL TORQUES

	Metric Value
Alternator Bracket Bolts	21 to 27 Nm
Belt Tensioner Bolt	39 to 47 Nm
Belt Tensioner Bracket Bolt (Allen head)	21 to 27 Nm
Cylinder Head Bolts (Short)	90 Nm Plus 90 Degrees
Cylinder Head Bolts (Long)	120 Nm Plus 90 Degrees
Exhaust Manifold Bolts	39 to 47 Nm
Fan Belt Pulley Bracket Bolts	23 to 25 Nm
Fan Belt Pulley Bolts	
Grade 8.8 Size M8	26 to 31 Nm
Grade 10.9 Size M8	37 to 43 Nm
Grade 8.8 Size M10	51 to 62 Nm
Grade 10.9 Size M10	51 to 62 Nm
Filter Inlet Fitting	29 to 35 Nm
Fuel Filter Housing Nut	29 to 35 Nm
Injector Cap Nut	55 to 65 Nm
Injector Leak Off Fitting	5 to 7 Nm
Intake Manifold Cover Bolts	21 to 27 Nm
Lift Bracket Bolt (Rear)	71 to 83 Nm
Rocker Arm Bracket Bolts	21 to 27 Nm
Thermostat Housing Bolts	21 to 27 Nm
Valve Cover Bolts	21 to 27 Nm

Thank you so much for reading.
Please click the “Buy Now!”
button below to download the
complete manual.



After you pay.

You can download the most
perfect and complete manual in
the world immediately.

Our support email:

ebooklibonline@outlook.com