

Product: EXCAVATOR

Model: 365B II EXCAVATOR DER

Configuration: 365B Series II Excavator DER00001-UP (MACHINE) POWERED BY 3196 Engine

## Disassembly and Assembly

### 365B, 365B Series II, 365BL and 365BL Series II Excavators Machine Systems

Media Number -REN1970-10

Publication Date -01/02/2015

Date Updated -16/02/2015

i02001476

## Final Drive - Disassemble

SMCS - 4050-015

## Disassembly Procedure

Table 1

Required Tools			
Tool	Part Number	Part Description	Qty
A	1P-2420	Transmission Stand Group	1
B	138-7575	Link Bracket	5
C	1P-1859	Retaining Ring Pliers	1
F	154-6183	Forcing Bolt	3
G	138-7576	Link Bracket	3

### Start By:

- A. Remove the final drive. Refer to Disassembly and Assembly, "Final Drive - Remove" in this manual.
    1. Thoroughly clean the outside of the final drive prior to disassembly.
-




Illustration 1

g00595985

2. Fasten the final drive to Tooling (A), as shown. Put an alignment mark across the sections of the final drive for assembly purposes. All parts must be reinstalled in the original locations. The weight of the final drive is 721 kg (1590 lb).




Illustration 2

g00596007

3. Remove socket head bolts (1) from the final drive cover.



Illustration 3

g00596010

4. Fasten Tooling (B) and a suitable lifting device to cover (2), as shown.
5. Remove bolts (3) and the washers that hold the cover in place.
6. Use a soft faced hammer in order to break the seal between the cover and the ring gear. Remove the cover. The weight of the cover is approximately 65 kg (145 lb).




Illustration 4

g00596018

7. Remove spacer (4) and the shims from the cover.
8. Remove socket head bolts (5) and ring gear (6) from the cover.




Illustration 5

g00596082

9. Remove sun gear (7). Use two people to remove carrier assembly (8) by lifting upward. The weight of carrier assembly (8) is approximately 24 kg (55 lb).
-

Thank you so much for reading.  
Please click the “Buy Now!”  
button below to download the  
complete manual.



After you pay.

You can download the most  
perfect and complete manual in  
the world immediately.

Our support email:

[ebooklibonline@outlook.com](mailto:ebooklibonline@outlook.com)