

Product: EXCAVATOR

Model: 320 GC EXCAVATOR ZBT

Configuration: 320 GC Excavator ZBT00001-UP (MACHINE) POWERED BY C4.4 Engine

## Disassembly and Assembly 320GC, 320 and 323 Excavators Machine Systems

Media Number -M0080364-08

Publication Date -01/09/2018

Date Updated -12/09/2018

i07505832

### Travel Motor - Disassemble

SMCS - 4351-015

### Disassembly Procedure

**Reference:** Special Instruction, "Visual Service Procedures - Colors and Symbols" , M0066576

Table 1

Required Tools			
Tool	Part Number	Part Description	Qty
A	1P-2420	Transmission Repair Stand	1
	FT-0957	Positioning Gp	3
B	-	M16x2 Threaded Rod	3
	8T-1757	Nut	9
	9X-8268	Washer	9
C	421-5662	Lifting Eye Assembly	1
D	421-5663	Lifting Eye Assembly	2
E	1U-9895	Crossblock	1
	3H-0465	Push-Puller Plate	1
	8T-0298	Bolt	2

#### Start By:

- a. Remove the travel motor.
-




Illustration 1

g06345315

Remove plugs and the O-ring seals.




Illustration 2

g06344354

Remove plug and the O-ring seal. Repeat for the opposite side.



**Personal injury can result from being struck by parts propelled by a released spring force.**

**Make sure to wear all necessary protective equipment.**

**Follow the recommended procedure and use all recommended tooling to release the spring force.**




Illustration 3

g06344402

Remove plug and the O-ring seal. Repeat for the opposite side.

---

Thank you so much for reading.  
Please click the “Buy Now!”  
button below to download the  
complete manual.



After you pay.

You can download the most  
perfect and complete manual in  
the world immediately.

Our support email:

[ebooklibonline@outlook.com](mailto:ebooklibonline@outlook.com)