

Product: WHEEL LOADER

Model: 962L WHEEL LOADER MTN

Configuration: 962L Wheel Loader MTN00001-UP (MACHINE) POWERED BY C7.1 Engine

## Disassembly and Assembly

### C7.1 Engines

Media Number -UENR0633-19

Publication Date -01/07/2015

Date Updated -29/10/2018

i05292390

## Rear Power Take-Off (RPTO) - Remove

SMCS - 1165-011-RE

### Removal Procedure

Table 1

Required Tools			
Tool	Part Number	Part Description	Qty
A	1P-0520	Driver Group	1

#### Start By:

- Remove the flywheel. Refer to Disassembly and Assembly, "Flywheel - Remove" for the correct procedure.

---

### NOTICE

**Keep all parts clean from contaminants.**

**Contaminants may cause rapid wear and shortened component life.**

---

- If necessary, remove the OEM equipment from the rear power take-off (RPTO).
-

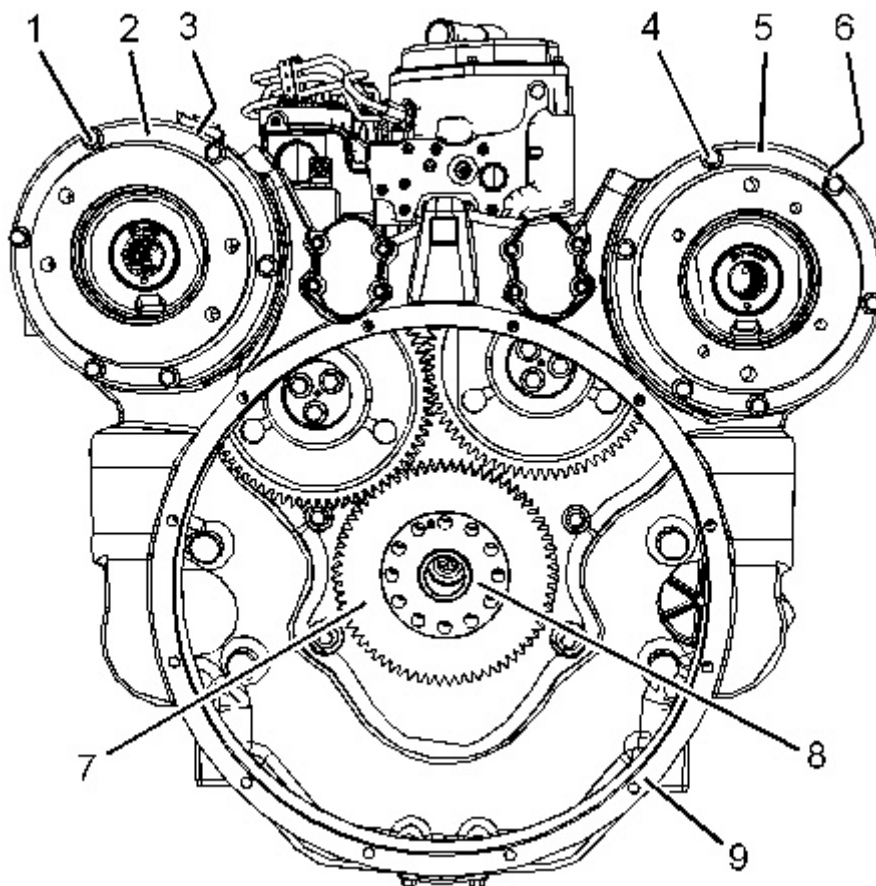


Illustration 1

g02069019

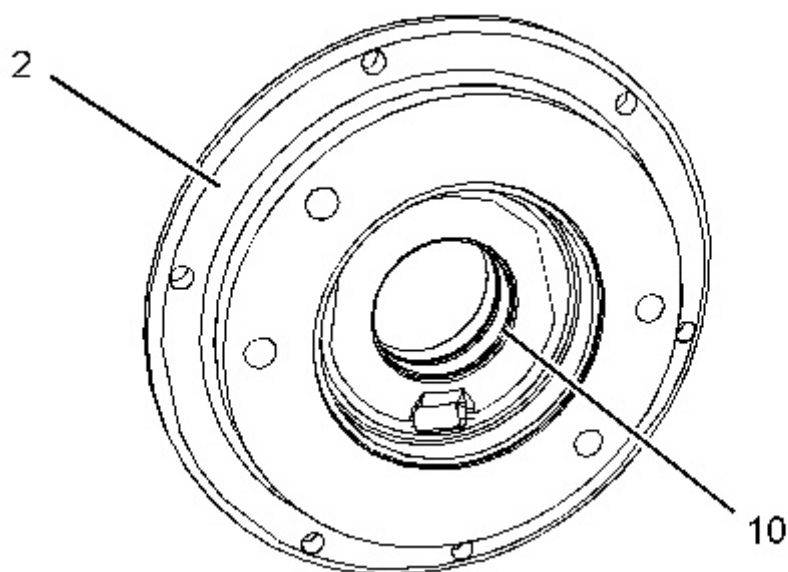


Illustration 2

g02069023

2. Remove bolts (1). Remove adapter (2) from flywheel housing (9). Remove O-ring seal (3) (not shown).

**Note:** Make a temporary mark on the adapter and the flywheel housing in order to show the correct orientation of the adapter.

3. Remove bolts (4). Remove adapter (5) from flywheel housing (9). Remove O-ring seal (6) (not shown).

**Note:** Make a temporary mark on the adapter and the flywheel housing in order to show the correct orientation of the adapter.

4. Remove gear (7) from crankshaft (8).
5. If necessary, follow Steps 9.a through Steps 9.c in order to remove the sleeve bearing from the adapter.
  - a. Place adapter (2) onto suitable support.
  - b. Use Tooling (A) and a suitable press in order to remove sleeve bearing (10) from adapter (2).
  - c. Repeat Steps 9.a through Step 9.b in order to remove the sleeve bearing from adapter (5).

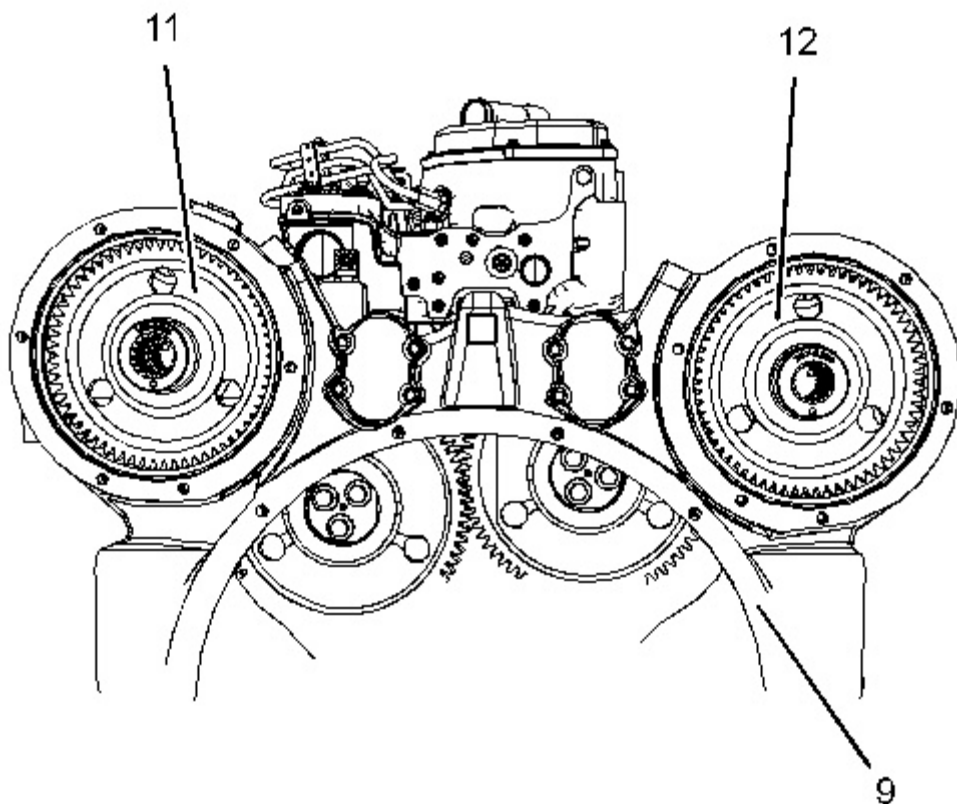


Illustration 3

g02069020

6. Remove gear assembly (11) and gear assembly (12) from flywheel housing (9).
-

Thank you so much for reading.  
Please click the “Buy Now!”  
button below to download the  
complete manual.



After you pay.

You can download the most  
perfect and complete manual in  
the world immediately.

Our support email:

[ebooklibonline@outlook.com](mailto:ebooklibonline@outlook.com)