

Product: TRACK LOADER

Model: 963K TRACK LOADER YDR

Configuration: 963K Track-Type Loader YDR00001-UP (MACHINE) POWERED BY C7.1 Engine

Disassembly and Assembly 963K Track Type Loader Machine Systems

Media Number -M0086958-00

Publication Date -01/02/2018

Date Updated -27/02/2018

i06293787

Bucket - Remove and Install

SMCS - 6101-010

Removal Procedure

Table 1

Required Tools			
Tool	Part Number	Part Description	Qty
A	350-7768	Electric Hydraulic Pump Gp (115V)	1
	350-7769	Electric Hydraulic Pump Gp (230V)	1
	6V-3175	Double Acting Cylinder	1
	9U-6832	Nut	1
	4C-9634	Puller Stud	1
	9U-5266	Sleeve	1
	4K-0684	Hard Washer	1



WARNING

When you are using hydraulic cylinders and puller studs, always ensure that the rated capacity of the puller stud meets or exceeds the rated capacity of the hydraulic cylinder. If the puller stud does not meet or exceed the rated capacity of the hydraulic cylinder, a sudden failure of the puller stud could occur. The sudden failure of the puller stud could result in personal injury or death.




Illustration 1

g01018116

1. Lower lift arm assembly (1) to suitable cribbing. Rest bucket (2) on the ground.
2. Release the hydraulic system pressure.




Illustration 2

g01018121

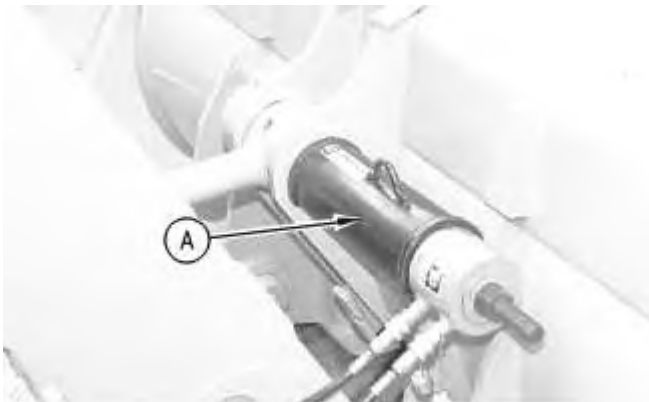


Illustration 3

g01018129

3. Attach a suitable lifting device to link and bearing assembly (3).

- Remove bolt (5), the washer, and the spacer. Attach Tooling (A) to pin assembly (4). Use two people in order to remove pin assembly (4) and Tooling (A). The weight of pin assembly (4) and Tooling (A) is approximately 36 kg (80 lb).




Illustration 4

g01018133

- Attach a suitable lifting device to bucket (2).




Illustration 5

g01018135

- Remove bolt (6), the washer, and the spacer. Remove pin assembly (7) and washers (8).
- Repeat Step 6 for the opposite side.
- Remove bucket (2). The weight of bucket (2) is approximately 1406 kg (3100 lb).

Installation Procedure

Table 2

Required Tools			
Tool	Part Number	Part Description	Qty
B	-	Loctite ViperLube High Performance Synthetic Grease	-

Thank you so much for reading.
Please click the “Buy Now!”
button below to download the
complete manual.



After you pay.

You can download the most
perfect and complete manual in
the world immediately.

Our support email:

ebooklibonline@outlook.com