

Product: TRACK LOADER

Model: 973C TRACK LOADER BCP

Configuration: 973C Track-Type Loader BCP00001-UP (MACHINE) POWERED BY C-9 Engine

Disassembly and Assembly 973C Track-Type Loader Powertrain

Media Number -REN8206-01

Publication Date -01/04/2010

Date Updated -28/04/2010

i02165395

Hydrostatic Drive Oil Tank - Remove and Install

SMCS - 5056-010

Removal Procedure

Table 1

| Required Tools | | | |
|----------------|-------------|------------------|-----|
| Tool | Part Number | Part Description | Qty |
| A | 138-7575 | Link Bracket | 1 |

Start By:

- A. Remove the cab. Refer to Disassembly and Assembly, "Cab - Remove".

NOTICE

Care must be taken to ensure that fluids are contained during performance of inspection, maintenance, testing, adjusting and repair of the product. Be prepared to collect the fluid with suitable containers before opening any compartment or disassembling any component containing fluids.

Refer to Special Publication, NENG2500, "Caterpillar Tools and Shop Products Guide" for tools and supplies suitable to collect and contain fluids on Caterpillar products.

Dispose of all fluids according to local regulations and mandates.

Note: Put identification marks on all lines, on all hoses, on all wires, and on all tubes for installation purposes. Plug all lines, hoses, and tubes. This helps to prevent fluid loss and this helps to keep contaminants from entering the system.

1. Drain the oil tank for the hydrostatic drive into a suitable container. Refer to Operation and Maintenance Manual, "Capacities - Refill" for the capacity of the tank.

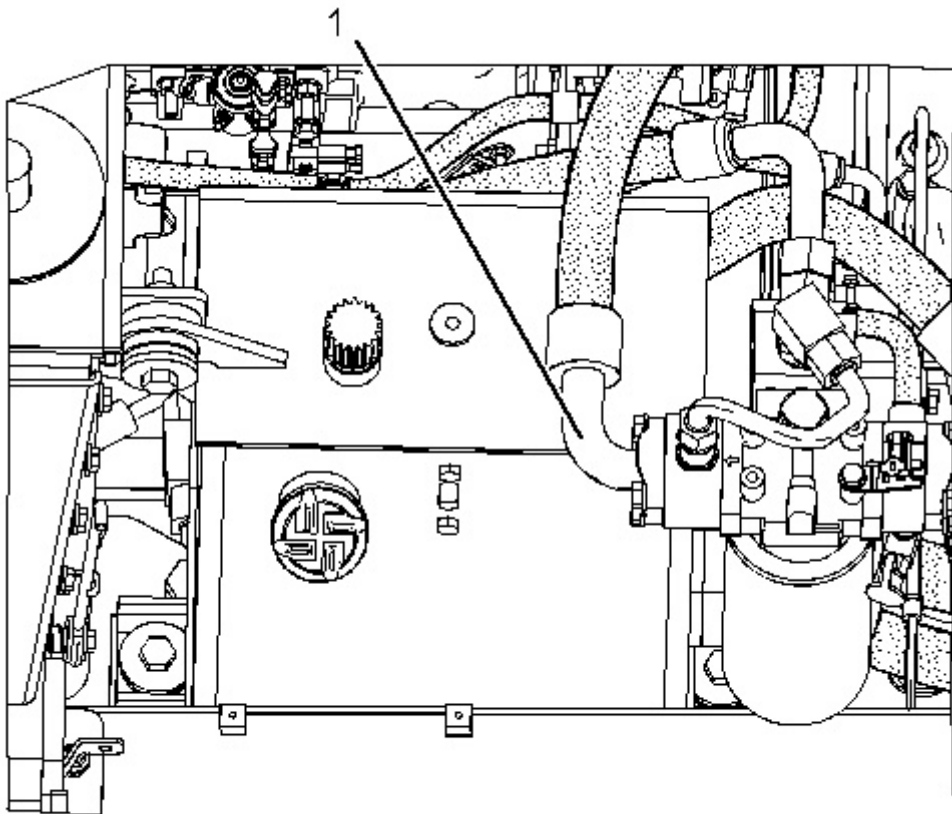


Illustration 1

g01094830

2. Disconnect hose assembly (1) .
-

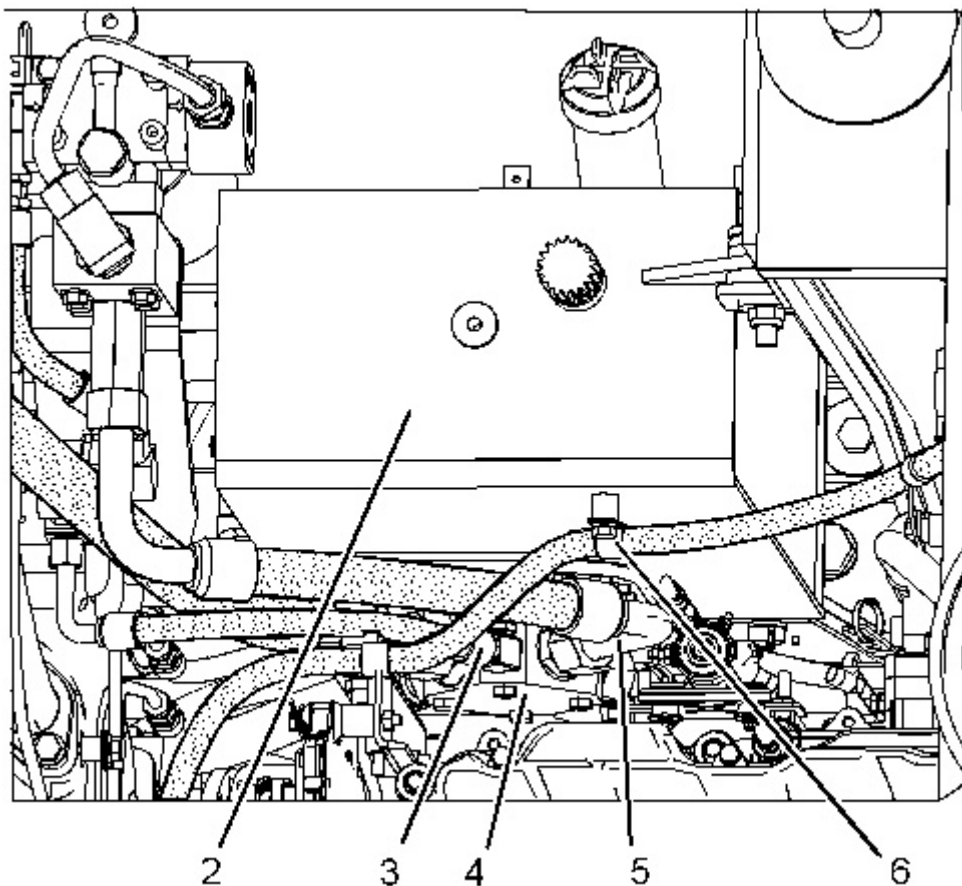


Illustration 2

g01094924

3. Disconnect hose assemblies (3) and hose assemblies (5) from block (4). Disconnect clip (6) from tank assembly (2) .
-

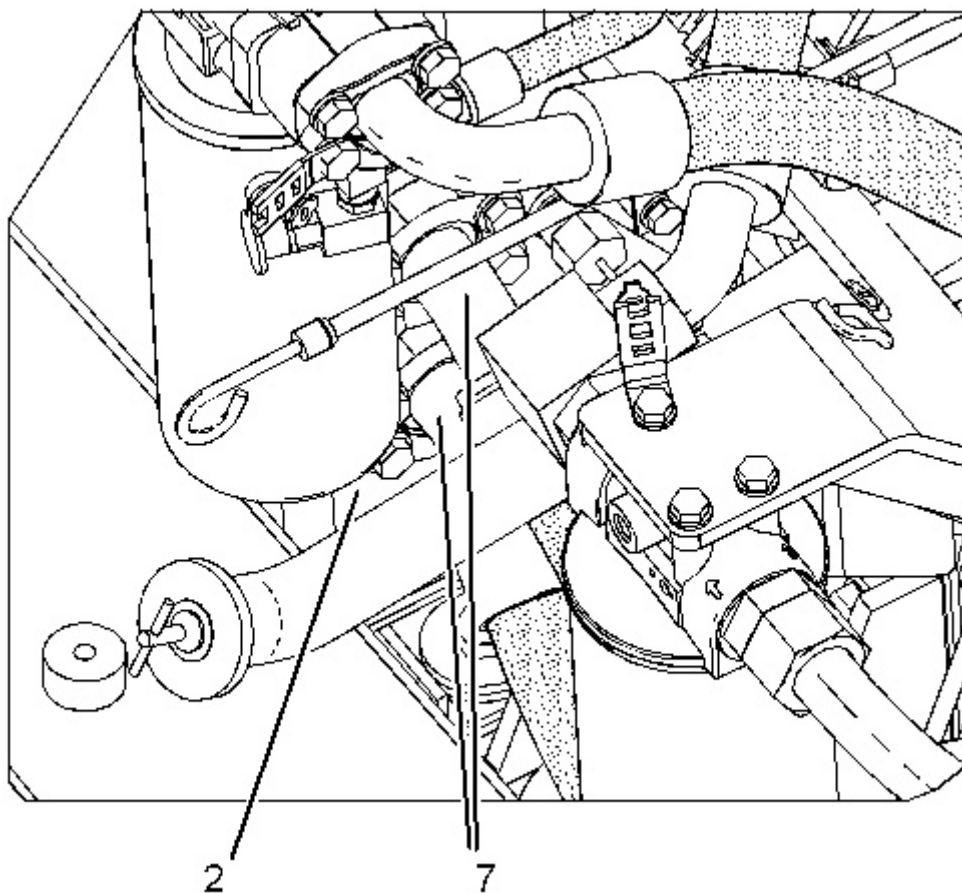


Illustration 3

g01094928

4. Disconnect hose assemblies (7) from tank assembly (2) .
-

Thank you so much for reading.
Please click the “Buy Now!”
button below to download the
complete manual.



After you pay.

You can download the most
perfect and complete manual in
the world immediately.

Our support email:

ebooklibonline@outlook.com