


1350, 1550, 1750, 1850,  
1850N, 1950, 1950N,  
2250, 2450, 2650, 2650N,  
2850, 3050, 3350 and  
3650 Tractors



**John Deere Werke Mannheim**  
**TM4446**  
Printed in Germany (English)

# Contents

## 1350 TO 3650 TRACTORS TECHNICAL MANUAL TM4446 (AUG-90)

### SECTION CONTENTS IN GROUPS – OPERATION AND TESTS

#### 210 – SAFETY

#### 220 – ENGINE

- 05 – Radiator and viscous fan drive
- 10 – Tests

#### 230 – FUEL AND AIR INTAKE SYSTEM

- 05 – Fuel tank, auxiliary fuel tank and water trap
- 10 – Cold weather starting aids
- 15 – Speed control linkage
- 20 – Air cleaner

#### 240 – ELECTRICAL SYSTEM

- 05 – General
- 10 – Electrical diagrams (without cab)
- 15 – Circuit diagnosis (without cab)
- 20 – Sealed-beam lighting equipment  
(see CTM-4459)
- 25 – Electrical diagrams (with MC1 cab)
- 30 – Circuit diagnosis (with MC1 cab)
- 35 – Electrical diagrams (with SG2 cab)
- 40 – Circuit diagnosis (with SG2 cab)
- 41 – Electrical diagrams (with digital  
speed-hour meter)
- 42 – Circuit diagnosis (with digital  
speed-hour meter)
- 45 – Testing components
- 50 – Starting motor
- 55 – Alternator

#### 250 – POWER TRAIN

- 05 – Clutch operating linkages
- 10 – Single-stage engine clutch
- 15 – Dual-stage engine clutch
- 20 – Hi-Lo shift unit
- 25 – Creeper transmission
- 26 – Hydrostatic creeper transmission
- 30 – Transmission shift linkages
- 35 – Synchronized transmission and  
transmission oil pump
- 40 – Collar shift transmission and  
transmission oil pumps
- 45 – Differential
- 50 – Final drives
- 55 – Independent PTO's
- 60 – Continuous-running PTO's
- 65 – Front PTO
- 70 – Front wheel drive u.j. drive shaft  
and disk clutch

#### 260 – STEERING SYSTEM AND BRAKES

- 05 – Hydrostatic steering
- 10 – Power steering
- 15 – Manual steering
- 20 – Hydraulic brakes
- 25 – Handbrake
- 30 – Hydraulic trailer brake

INHALT-LB501AE-010490




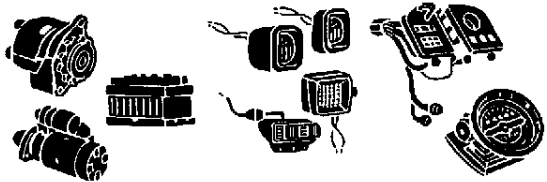

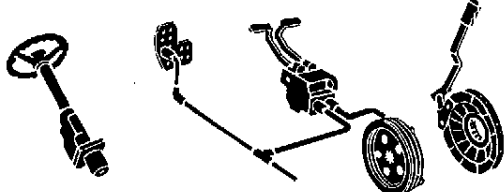
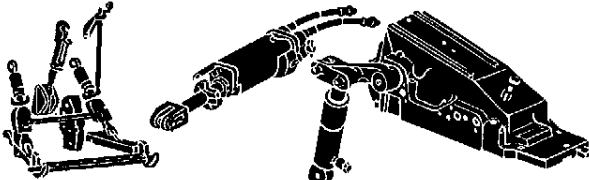

**SECTION CONTENTS IN GROUPS – OPERATION AND TESTS (CONTD.)**

**270 – HYDRAULIC SYSTEM**

- 05 – Operation and tests
- 10 – Valves, filters, oil cooler and oil reservoir
- 15 – Hydraulic pumps
- 20 – Rockshaft
- 25 – Front hitch
- 30 – Selective control valves (spool type)
- 35 – Selective control valves (poppet valve type)
- 40 – ISO breakaway couplers
- 45 – ISO quick couplers
- 50 – Remote cylinder

**290 – OPERATOR'S CABS**

- 05 – Air conditioning system
- 10 – Cab ventilation and heating system – SG2 cab
- 15 – Cab ventilation and heating system – MC1 cab

<p><b>SAFETY</b></p>		<p><b>210</b></p>
<p><b>ENGINE</b></p>		<p><b>220</b></p>
<p><b>FUEL AND AIR INTAKE SYSTEM</b></p>		<p><b>230</b></p>
<p><b>ELECTRICAL SYSTEM</b></p>		<p><b>240</b></p>
<p><b>POWER TRAIN</b></p>		<p><b>250</b></p>
<p><b>STEERING SYSTEM AND BRAKES</b></p>		<p><b>260</b></p>
<p><b>HYDRAULIC SYSTEM</b></p>		<p><b>270</b></p>
<p><b>OPERATOR'S STATION</b></p>		<p><b>290</b></p>

Thank you so much for reading.  
Please click the “Buy Now!”  
button below to download the  
complete manual.



After you pay.

You can download the most  
perfect and complete manual in  
the world immediately.

Our support email:

[ebooklibonline@outlook.com](mailto:ebooklibonline@outlook.com)