


OMSU38785 - 554, 554-1, 654, 654-1, 704, 704-1, 5B-754 and 5B-754-1

Tractor Operator's Manual

Recognize Safety Information

Recognize Safety Information



T81389-UN: Safety-alert symbol

This is a safety-alert symbol. When you see this symbol on your machine or in this manual, be alert to the potential for personal injury.

Follow recommended precautions and safe operating practices.

OMSU38785 - 554, 554-1, 654, 654-1, 704, 704-1, 5B-754 and 5B-754-1

Tractor Operator's Manual

Understand Signal Words

Understand Signal Words



TS187-19: Signal Words

A signal word—DANGER, WARNING, or CAUTION—is used with the safety-alert symbol. DANGER identifies the most serious hazards.


DANGER or WARNING safety signs are located near specific hazards. General precautions are listed on CAUTION safety signs. CAUTION also calls attention to safety messages in this manual.

OMSU38785 - 554, 554-1, 654, 654-1, 704, 704-1, 5B-754 and 5B-754-1

Tractor Operator's Manual

Follow Safety Instructions

Follow Safety Instructions



TS201-UN: Safety Messages

Carefully read all safety messages in this manual and on your machine safety signs. Keep safety signs in good condition. Replace missing or damaged safety signs. Be sure new equipment components and repair parts include the current safety signs. Replacement safety signs are available from your John Deere dealer.

There can be additional safety information contained on parts and components sourced from suppliers that is not reproduced in this operator's manual.

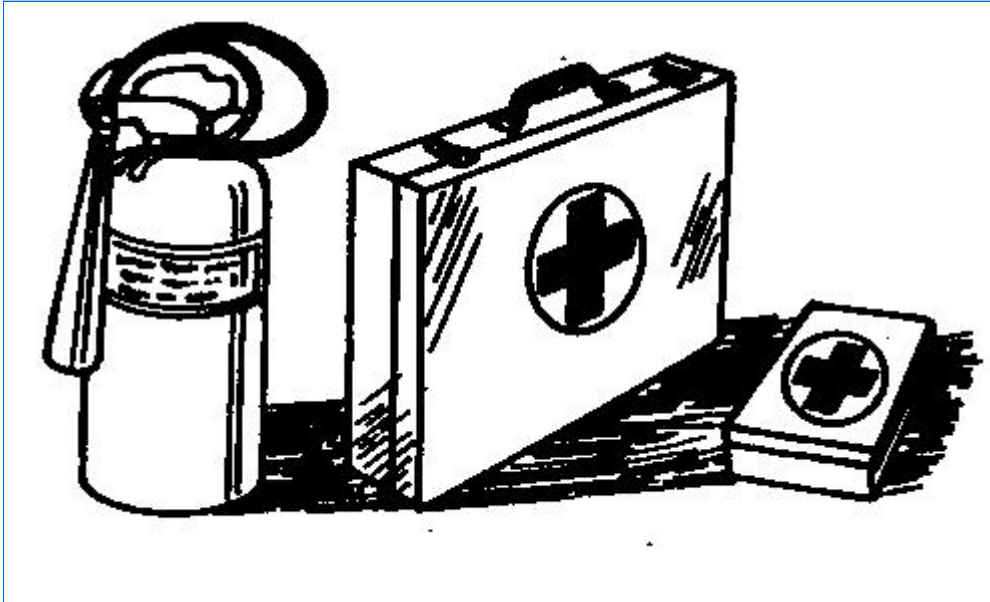
Learn how to operate the machine and how to use controls properly. Do not let anyone operate without instruction.

Keep your machine in proper working condition. Unauthorized modifications to the machine may impair the function and/or safety and affect machine life.

If you do not understand any part of this manual and need assistance, contact your John Deere dealer.

OMSU38785 - 554, 554-1, 654, 654-1, 704, 704-1, 5B-754 and 5B-754-1
Tractor Operator's Manual
Prepare for Emergencies

Prepare for Emergencies



TS291-UN: First Aid Kit

Be prepared if a fire starts.

Keep a first aid kit and fire extinguisher handy.

Keep emergency numbers for doctors, ambulance service, hospital, and fire department near your telephone.

Wear Protective Clothing



TS206-UN: Protective Clothing

Wear close fitting clothing and safety equipment appropriate to the job.

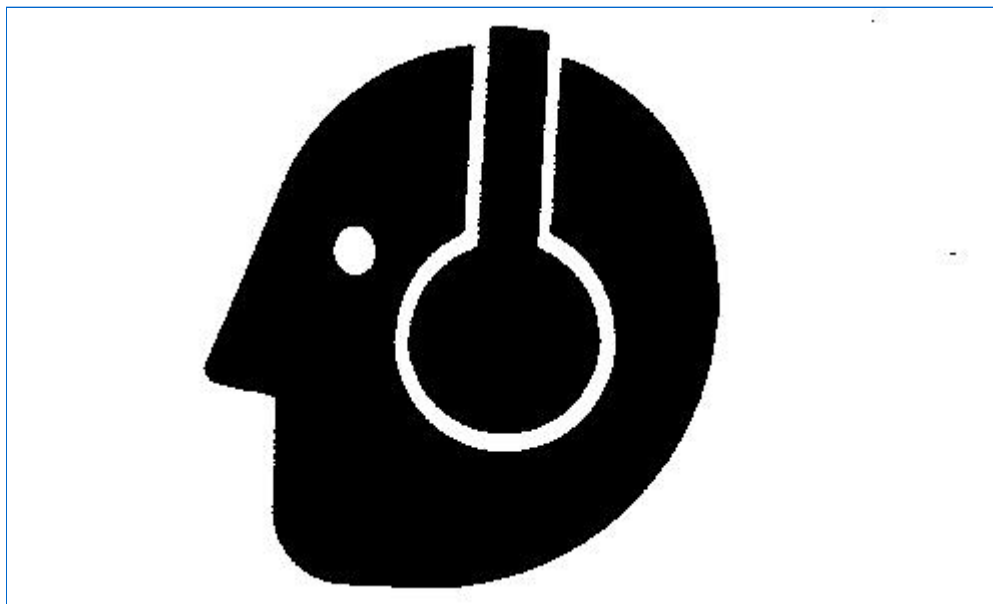
Operating equipment safely requires the full attention of the operator. Do not wear radio or music headphones while operating machine.

OMSU38785 - 554, 554-1, 654, 654-1, 704, 704-1, 5B-754 and 5B-754-1

Tractor Operator's Manual

Protect Against Noise

Protect Against Noise



TS207-UN: Noise Exposure

Prolonged exposure to loud noise can cause impairment or loss of hearing.

Wear a suitable hearing protective device such as earmuffs or earplugs to protect against objectionable or uncomfortable loud noises.

OMSU38785 - 554, 554-1, 654, 654-1, 704, 704-1, 5B-754 and 5B-754-1

Tractor Operator's Manual

Handle Fuel Safely—Avoid Fires

Handle Fuel Safely—Avoid Fires



TS202-UN: Avoid Fires

Handle fuel with care: it is highly flammable. Do not refuel the machine while smoking or when near open flame or sparks.

Always stop engine before refueling machine. Fill fuel tank outdoors.

Prevent fires by keeping machine clean of accumulated trash, grease, and debris. Always clean up spilled fuel.

Use only an approved fuel container for transporting flammable liquids.

Never fill fuel container in pickup truck with plastic bed liner. Always place fuel container on ground before refueling. Touch fuel container with fuel dispenser nozzle before removing can lid. Keep fuel dispenser nozzle in contact with fuel container inlet when filling.

Do not store fuel container where there is an open flame, spark, or pilot light such as within a water heater or other appliance.

OMSU38785 - 554, 554-1, 654, 654-1, 704, 704-1, 5B-754 and 5B-754-1
Tractor Operator's Manual
Handle Starting Fluid Safely

Handle Starting Fluid Safely



TS1356-UN: Store Safely

Starting fluid is highly flammable.

Keep all sparks and flame away when using it. Keep starting fluid away from batteries and cables.

To prevent accidental discharge when storing the pressurized can, keep the cap on the container, and store in a cool, protected location.

Do not incinerate or puncture a starting fluid container.

OMSU38785 - 554, 554-1, 654, 654-1, 704, 704-1, 5B-754 and 5B-754-1

Tractor Operator's Manual

Fire Prevention

Fire Prevention

To reduce the risk of fire, your tractor should be regularly inspected and cleaned.

- Birds and other animals may build nests or bring other flammable materials into the engine compartment or onto the exhaust system. The tractor should be inspected and cleaned prior to the first use each day.
- A build up of grass, crop material and other debris may occur during normal operation. This is especially true when operating in very dry conditions or conditions where airborne crop material or crop dust is present. Any such build up must be removed to ensure proper machine function and to reduce the risk of fire. The tractor must be inspected and cleaned periodically throughout the day.
- Regular and thorough cleaning of the tractor combined with other routine maintenance procedures listed in the Operator's Manual greatly reduce the risk of fire and the chance of costly downtime.
- Do not store fuel container where there is an open flame, spark, or pilot light such as within a water heater or other appliance.
- Check fuel lines, tank, cap, and fittings frequently for damage, cracks or leaks. Replace if necessary.

Follow all operational and safety procedures posted on the machine and the Operator's Manual. Be careful of hot engine and exhaust components during inspection and cleaning. Before carrying out any inspection or cleaning, always shut OFF the engine, place the transmission in PARK or set parking brake, and remove the key. Removal of the key will prevent others from starting the tractor during inspection and cleaning.

OMSU38785 - 554, 554-1, 654, 654-1, 704, 704-1, 5B-754 and 5B-754-1

Tractor Operator's Manual

In Case of Fire

In Case of Fire



TS227-UN: Flames



CAUTION:

Do not risk personal injury. If a fire is too far advanced, do not try to extinguish it.

Stop machine operation immediately at first sign of fire. Fire may be indicated by smell of smoke or sight of smoke or flames.

If fire can be safely extinguished, proceed carefully following the instructions on your fire extinguisher. If your extinguisher does not have instructions, carefully follow these general guidelines:

1. Remove fire extinguisher from bracket.
2. Cautiously approach area of fire with wind to your back.
3. Pull safety pin from extinguisher.
4. Hold extinguisher by handles and aim hose at base of flames.
5. Squeeze handles to discharge extinguisher.
6. Move nozzle back and forth, covering flames with extinguishing agent.

Thank you so much for reading.
Please click the “Buy Now!”
button below to download the
complete manual.



After you pay.
You can download the most
perfect and complete manual in
the world immediately.

Our support email:
ebooklibonline@outlook.com