



Fiat 90-90 100-90

Operator's Manual

06910148



FIATAGRI

Reprinted

The Fiat Group

With consolidated net turnover of 29,337 billion Lire and 230,000 employees, in 1986 Fiat Group confirmed its position as a leading European manufacturer in the world economy.

Fiat Group operates in 49 countries through 159 subsidiaries, 52 associated companies and 69 licensee companies.

With 1.5 million diesel engines series 8000 produced by the end of March 1986, Iveco is Europe's second-largest commercial vehicle manufacturer, and third in the world for diesel engine production.

Through its 534 associated or subsidiary companies, Fiat Group also produces vehicle components, earth-moving equipment, manufacturing systems, civil engineering projects, rail rolling stock, telecommunications systems, biomedical apparatuses, jet engines, gas turbines, etc.

In 1986 alone, Fiat Group invested 955 billion Lire in research and development, which amounts to 3,3% of turnover.

Fiat Group's activities in support of agriculture are all handled by Fiatagri, which is Fiat's fourth largest division, after cars, commercial vehicles and vehicle components.

FIAT

90-90 100-90

OPERATION - MAINTENANCE - SPECIFICATIONS



13857

Contents

	Page
Service	4
Optional variants and accessories	6
Identification data	7
Safety precautions	8
CONTROLS AND INSTRUMENTS	15
Instrument panel	17
Control board	19

OPERATION	20
Starting and stopping	21
Transmission and splitter	23
Power take-off	24
Hydraulic lift	29
Guide to lift operation	31
Hydraulic lift implement attachment	33
Lower link positions	34
Implement attachment with check blocks	34
Quick-connect implement attachment	35

	Page
Remote control valves	36
Track adjustment	38
Spiral adjustment wheels	40
Ballasting	42
Towing attachments	45
Hydraulically-controlled tow hook	48
Seat adjustment	51
Steering wheel adjustment	51

MAINTENANCE	52
Maintenance schedule	52
Paneling and cab maintenance	55
Fuel system bleeding	56
Brake system bleeding	58
Cooling system	59

Electrical system	60
– Battery	60
– Charging system	60
– Fuses	61
– Headlamp alignment	62
– Wiring diagram (inside back cover)	

	Page
SPECIFICATIONS	63

90- 90 DT and 100-90 DT TRACTORS	69
Data	70
Front-wheel drive operation	72
Steer angle adjustment	72
Front track adjustment	73

20-SPEED VERSION	74
40 KPH DT TRACTORS	75
Specifications	77
NO-SPIN differential tractors ..	79

HEATED AND VENTILATED COMFORT CAB VERSION	82
HEATED AND VENTILATED SUPERCOMFORT CAB VERSION	88
CAB maintenance	93

AIR CONDITIONED SUPER-COMFORT CAB VERSION	96
Tractor storage	103

Spares and after-sales service always close at hand

When you buy a Fiatagri agricultural machine, you also get something that does not catch the eye, but may well prove its worth in the future, namely the company's large and efficient after-sales and spares organization.

At the San Matteo (Modena) spares center, a highly modern installation with 21,600 square meters under roof and equipped with electronic


handling and retrieval systems holds a total of 21 million spare parts of more than 60,000 different kinds. The Center can handle up to 3000 orders per day. Added to Fiatagri's efficient

organization and fast service is the superior quality of its original spare parts – the quality that ensures that a Fiatagri agricultural machine never loses its value as time goes by.



13352

 **FIATAGRI**



Service

An extended network of **FIATAGRI Authorized Shops**, equipped with all necessary means to perform any repair and overhaul work, is at your disposal.

Turn to these shops in full confidence. You will benefit from the assistance and know-how of skilled servicemen.

FIATAGRI's experience is at your service to help you solve any problem related to tractor operation and use.

Spare Parts

Use genuine FIATAGRI parts only.

Failure to do this will:

- *Cost you more.*
- *Not result in complete satisfaction.*
- *Seriously risk improper functioning of the tractor.*

Original spares are sold by the FIATAGRI Sales and Service Organization.

In all orders be sure to quote (see page 7):

- *Tractor Model and Frame Number.*
- *Engine Type and Number.*
- *The Part No. of the spare needed (listed in the Spare Parts Catalogue).*

Maintenance

The 90-90 and 100-90 tractors were designed with the owner in mind and an effort has been made to simplify maintenance.

The purpose of this handbook is to familiarize the operator with the operation and regular servicing of the tractor.

Remember that the time spent on maintenance extends the life of your tractor.

Pay particular attention to the instructions covering fuel filtering, air cleaner maintenance and lubrication: remember that badly filtered fuel results in injection system deterioration and irregular air cleaner maintenance leads to premature engine wear, and reckon that a tractor oil change every 200 hours is equivalent to a truck oil change every 8,000 to 9,000 km.

Thank you so much for reading.
Please click the “Buy Now!”
button below to download the
complete manual.



After you pay.

You can download the most
perfect and complete manual in
the world immediately.

Our support email:

ebooklibonline@outlook.com