

Tractors

55-88 60-88

65-88 70-88

80-88

603.64.211.00
Reprinted

OPERATOR'S MANUAL



NEW HOLLAND

Fiatagri. The specialist Agriculture Division of FiatGeotech

Fiatagri is now the specialist agricultural machinery division of FiatGeotech, the new Fiat group company formed on January 1 st 1988 to head the earth technology sector and unify, rationalize and expand the group's activities in agricultural and earth-moving equipment, previously developed separately by Fiatagri and Fiatallis.

The Fiatagri Division name represents the combination of all the prestige of the trade-

marks borne by products which represent it out in the field: Fiat and Agrifull tractors, Laverda combine harvesters, Hesston hay and forage machinery, and Braud multi-purpose trailed and self-propelled grape-harvesters. So Fiatagri, with Europe's most complete, advanced full-line, is a real specialist, responsible for the design, production and marketing of its product lines. It draws on the common structures made available by Fiat-Geotech, which provide the

resources and economies of scale for further product developments.


Experience, tradition and constant innovation have made Fiatagri products undisputed leaders at a worldwide level and above all in Europe, with rankings and market shares which best demonstrate their continuing standing with farmers everywhere.

FIATGEOTECH
EARTH TECHNOLOGY

FIAT

55-88, 60-88, 65-88 70-88 80-88

OPERATION-MAINTENANCE-SPECIFICATIONS



Contents

	Page		Page		Page
Service	4	Remote control valves	42	SPECIFICATIONS	73
Identification data	7	Track adjustment.	44	FWD TRACTORS	82
Safety precautions	8	Spiral adjustment wheels	47	Specifications	83
		Seat adjustment	49	Front-wheel drive operation	85
		Ballasting	50	Front track adjustment	86-87
		Towing attachments	54	Steering angles	88
		Hydraulically-controlled tow- hook	57	REVERSER VERSION	89
		Implement attachment point schematics	60		
CONTROLS AND INSTRUMENTS	15			CREEPER-REVERSER- VERSION	90
Instrument panel	17	MAINTENANCE	61	Transmission with OVERDRIVE	93
Control board	19	Maintenance schedule	61	40 KPH VERSION	95
		Brake system bleeding	64	Front axle brake bleeding ..	99-100
OPERATION	20	Fuel system bleeding	65	NO-SPIN VERSION	102
Starting and stopping	21	Cooling system	68		
Transmission and splitter	23	Paneling maintenace	69	HEATED AND VENTILATED- COMFORT CAB VERSION	105
Transmission wihr reverser	24			Tractor storage	111
Differential lock	25	Electrical system	70	Optional variants and accesso- ries	112
Power take-off	26	— Battery	70		
Hydraulic lift	32	— Starting engine with flat bat- tery	70		
Guide to lift operation	35	— Fuses	71		
Hydraulic lift implement attach- ment	39	— Headlamp alignment	72		
Lower link positions	40				
Implement attachment adjust- ments	40				
Quick-connect implement at- tachment	41				

Spares and after-sales service always close at hand

When you buy a Fiatagri agricultural machine, you also get something that does not catch the eye, but may well prove its worth in the future, namely, the company's large and efficient after-sales and spares organization.

At the San Matteo (Modena) spares center, a highly modern installation with 32,000 square meters under roof and equipped with electronic handling and retrieval systems holds a total of 40 million spare parts of more than 100,000 different kinds.


The Center can handle up to 4000 orders per day.

Added to Fiatagri's efficient organization and fast service is the superior quality of its

original spare parts - the quality that ensures that a Fiatagri agricultural machine never loses its value as time goes by.



FIATAGRI



Service

*An extended network of **FIATAGRI Authorized Shops**, equipped with all necessary means to perform any repair and overhaul work, is at your disposal.*

Turn to these shops in full confidence. You will benefit from the assistance and know-how of skilled servicemen. FIATAGRI's experience is at your service to help you solve any problem related to tractor operation and use.

Spare Parts

Use genuine FIATAGRI parts only.

Failure to do this will:

- *Cost you more.*
- *Not result in complete satisfaction.*
- *Seriously risk improper functioning of the tractor.*

Original spares are sold by the FIATAGRI Sales and Service Organization.

In all orders be sure to quote (see page 7):

- *Tractor Model and Frame Number.*
- *Engine Type and Number.*
- *The Part No. of the spare needed (listed in the Spare Parts Catalogue).*


Maintenance

These tractors were designed with the Owner in mind and an effort has been made to simplify maintenance.


The purpose of this handbook is to familiarize the operator with the operation and regular servicing of the tractor. Remember that the time spent on maintenance extends the life of your tractor.

Pay particular attention to the instructions covering fuel filtering, air cleaner maintenance and lubrication: remember that badly filtered fuel results in injection system deterioration and irregular air cleaner maintenance leads to premature engine wear, and reckon that a tractor oil change every 200 hours is equivalent to a truck oil change every 8,000 to 9,000 km.


Identification Data




Frame Type and Number.



Tractor data plate.



Engine Type and Number.



Thank you so much for reading.
Please click the “Buy Now!”
button below to download the
complete manual.



After you pay.
You can download the most
perfect and complete manual in
the world immediately.

Our support email:
ebooklibonline@outlook.com