

**Tractors**

**55-66S 60-66S**

**65-66S 70-66S**

**80-66S**

**06910287**

**603.64.286.00**

Reprinted

---

# OPERATOR'S MANUAL




**NEW HOLLAND**

**FIATAGRI 55 - 66 S 60 - 66 S 65 - 66 S**  
**70 - 66 S 80 - 66 S**

***OPERATION***

***MAINTENANCE***

***SPECIFICATIONS***



# WORK SAFELY – ALWAYS



This warning sign alerts you about important messages involving your safety.

Read these safety rules attentively and strictly follow suggested precautions to avoid any potential danger and safeguard your health and personal safety.

You will find, throughout this Manual, the above warning sign associated with the following keywords:

**CAUTION** – A warning intended to prevent any potential damage to the machine which might also involve the operator's safety.

**DANGER** – Associated with warnings of specific potential danger for the operator and any other person directly or indirectly involved.



## IMPORTANT NOTICES



This tractor has been designed and manufactured specifically and solely for agricultural use.

Any other application will be considered non compatible with the use envisaged by the Manufacturer who, consequently, cannot be held responsible for any damage to things or to the machine itself or for any physical injury to people deriving from uses other than agricultural ones. Always consider that with the improper use of this tractor you would assume the personal responsibility for any consequence associated with it.

The respect of the rules for tractor use, maintenance and repairs given in this book is an essential element qualifying the correct use of the machine as envisaged by the Manufacturer.


This machine must be used, serviced or repaired only by people previously instructed on its handling features and safety rules besides being specifically authorized to operate it.

The user is always responsible for the strict observance of general safety and accident prevention rules as well as of the traffic regulations if driving the tractor on public or open roads.


Any un-authorized and arbitrary modification made on this machine will relieve the Manufacturer of all responsibilities for any deriving damage or injury.

The Manufacturer and all the Organizations associated with its distribution network, including but not limited to national, regional or local distributors, decline any and all responsibilities for damages that may derive from the abnormal performance and behaviour of machine parts or components not specifically authorized by the Manufacturer, including the ones used for the maintenance and/or repair of products fabricated or distributed by the Manufacturer.

In any case, no warranty of any sort is issued or prescribed, regarding products fabricated or distributed by the Manufacturer, against damages deriving from abnormal behaviour of parts and/or components not authorized by the same Manufacturer.



**A. Implements** (location: tractor rear part for tool linkage).



## Safety decals

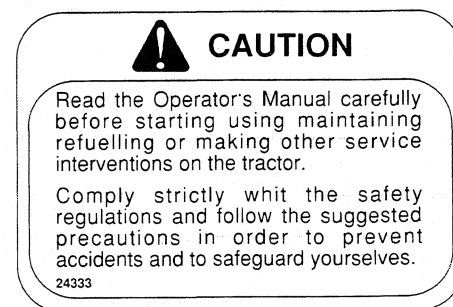
The decals on the side were installed on the tractor as shown in the picture here below.


Keep the decals clean and well legible. If they are not, obtain replacement from your authorized dealer.



**B. PTO clutch control lever** (location: on the instrument panel).

**C. OPERATOR** (Location: on the left instrument panel).





## ***Service***

An extended network of **NEW HOLLAND** Dealers, equipped with all the necessary means to perform any repair and overhaul work, is at your disposal.

Turn to these Dealers in full confidence. You will benefit from the assistance and know-how of skilled servicemen. NEW HOLLAND's experience is at your service to help you solve any problem related to tractor operation and use.

## **Spare Parts**

*Use genuine NEW HOLLAND parts only.  
Failure to do this will:*

- *Cost you more.*
- *Not result in complete satisfaction.*
- *Seriously risk improper functioning of the tractor.*

*Original spares are sold by the NEW HOLLAND Sales and Service Organization.*

*In all orders be sure to quote (page 7):*

- *Tractor model and Frame Number.*
- *Engine type and Number.*
- *The Part No. of the spare needed (listed in the Spare Parts Catalog).*

## **Maintenance**

*The tractors were designed with the owner in mind and an effort has been made to simplify maintenance.*

*The purpose of this handbook is to familiarize the operator with the operation and regular servicing of the tractor. Remember that the time spent on maintenance extends the life of your tractor.*

*Pay particular attention to the instructions covering fuel filtering, air cleaner maintenance and lubrication: remember that badly filtered fuel results in injection system deterioration and irregular air cleaner maintenance leads to premature engine wear, and reckon that a tractor oil change every 200 hours is equivalent to a truck oil change every 8,000 to 9,000 km.*

# Spare and after-sale service always close at hand

When you buy a Fiatagri agricultural machine, you also get something that does not catch the eye, but may well prove its worth in the future, namely the Company's large and efficient after-sales service and spare parts organization. At the San Matteo (Modena) spare parts distribution center, a highly modern installation of 32,000 sq.meters


under roof and equipped with electronic handling and retrieval systems, a total of 21 million spare parts of more than 220,000 different items are held in store. The Centre can handle up to 6,000 orders per day.

The superior quality of its original spare parts – added to NEW HOLLAND's efficient organization and fast service – makes the quality that ensures that a Fiatagri's agricultural machine will continue to be a valuable asset in the future.




NEW HOLLAND


## Identification Data




Frame type and serial number.



Frame data and engine type  
identification plate.



Engine type and serial number.





# Safety

## Precautions

### GENERAL

■ Your tractor was designed with safety very much in mind. However, there is no real substitute for caution and attention in preventing accidents. Once an accident has happened, it is too late to think about what you should have done.

■ Read this manual carefully before attempting to start, operate, service, refuel or carry on any other operation involving your tractor. A few minutes dedicated to reading will save time and trouble later.

■ Read and comply to the rules and directions contained in all decals and safety stickers on the machine prior to start, operate, refuel or carry on maintenance operations. Promptly replace damaged or missing decals and stickers.

■ Some parts installed on your machine, such as engine gaskets and seals, may contain asbestos. Replacement parts packaging and containers are labelled with this warning symbol:



Inhaling asbestos powder is dangerous to health. Always, when working with parts containing asbestos, the following precautions are essential:


- Operate in open surroundings.
- Any asbestos powder residue found on the machine or produced at work must be eliminated by suction or extraction methods and not by blowing or brushing.
- Asbestos powder residues must be completely dampened and put inside properly identified containers to ensure their safe disposal.
- Should components containing asbestos need to be processed by cutting, drilling or grinding, the parts

should be previously dampened and then processed exclusively using hand tools or power tools operated at low speeds.

■ Remember that your tractor was designed and produced exclusively for agricultural use. Any other application must be previously authorized by the Manufacturer.

■ Keep a first aid kit handy.

■ Do not work with loose garments that could get caught in moving parts. Check that all rotating parts connected to the power take-off are properly shielded.



Thank you so much for reading.  
Please click the “Buy Now!”  
button below to download the  
complete manual.



After you pay.

You can download the most  
perfect and complete manual in  
the world immediately.

Our support email:

[ebooklibonline@outlook.com](mailto:ebooklibonline@outlook.com)