

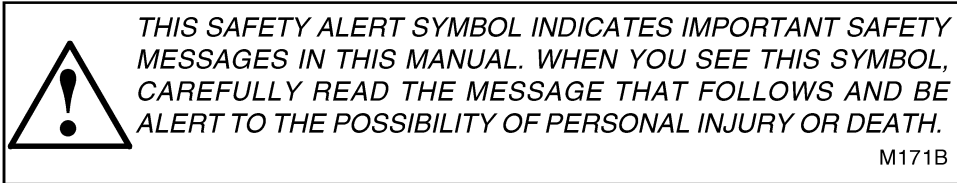
**Tractor Cab Attachment
for International
756, 826, 856, 1026,
1256, and 1456
Tractors**

Operator's Manual

1082941R1

Reprinted




CASE III



If Safety Decals on this machine use the words **Danger, Warning or Caution**, which are defined as follows:

- **DANGER:** Indicates an immediate hazardous situation which if not avoided, will result in death or serious injury. The color associated with Danger is RED.
- **WARNING:** Indicates an potentially hazardous situation which if not avoided, will result in serious injury. The color associated with Warning is ORANGE.
- **CAUTION:** Indicates an potentially hazardous situation which if not avoided, may result in minor or moderate injury. It may also be used to alert against unsafe practices. The color associated with Caution is YELLOW.

If Safety Decals on this machine are ISO two panel Pictorial, decals are defined as follows:

- The first panel indicates the nature of the hazard.
- The second panel indicates the appropriate avoidance of the hazard.
- Background color is YELLOW.
- Prohibition symbols such as   and  if used, are RED.



WARNING

IMPROPER OPERATION OF THIS MACHINE CAN CAUSE INJURY OR DEATH. BEFORE USING THIS MACHINE, MAKE CERTAIN THAT EVERY OPERATOR:

- Is instructed in safe and proper use of the machine.
- Reads and understands the Manual(s) pertaining to the machine.
- Reads and understands ALL Safety Decals on the machine.
- Clears the area of other persons.
- Learns and practices safe use of machine controls in a safe, clear area before operating this machine on a job site.

It is your responsibility to observe pertinent laws and regulations and follow Case Corporation instructions on machine operation and maintenance.

Operator's Manual

22

INSTALLING INSTRUCTIONS

Tractor Cab Attachment

(532 239 R93)

for

INTERNATIONAL[®]

**756, 826, 856, 1026,
1256, and 1456**

Tractors

INTERNATIONAL HARVESTER COMPANY

401 NORTH MICHIGAN AVE.

CHICAGO, ILLINOIS 60611, U.S.A.



MA-3156

INTERNATIONAL 1026 Turbo Diesel Tractor.

COMPLETING PACKAGES

ORDERING NUMBERS

532 240 R93 - Farmall 826 and 856 Gasoline and Diesel Tractors.

532 241 R93 - International 826 and 856 Gasoline and Diesel Tractors.

532 242 R93 - Farmall 1026 and 1456 Diesel Tractors.

532 243 R93 - International 1026 and 1456 Diesel Tractors.

532 244 R93 - Farmall 756 Gasoline and Diesel Tractors.

532 245 R93 - International 756 Gasoline and Diesel Tractors.

532 246 R93 - Farmall 1256 Diesel Tractors.

532 247 R93 - International 1256 Diesel Tractors.

PREVENTIVE MAINTENANCE

It is advisable to systematically inspect the following points at intervals as outlined below:

All bolts relating to the cab installation must be checked for tightness after the first ten hours of operation and after every fifty hours of operation or as required thereafter. Check the shock mount bolts for the recommended adjustment as shown in **Illust. 8**. Replace the shock mounts or rebound washers if cracked or deteriorated.

Lubricate the door latch assembly after every fifty hours of operation.

Remove the pressurizer filter after every 50 hours of operation or more often as required and clean it with soap and water. Rinse with clear water and gently squeeze out the excess. When reinstalling the filter, be sure the top edge seals against the cover and the bottom edge seals against the cab roof.

Replace the windshield wiper blades when they are worn and do not wipe adequately.

The vinyl covering on the foam panels may be cleaned by vacuuming or wiped clean with soap and water using a damp cloth.

Buy Now



Our support email:

ebooklibonline@outlook.com