

**CASE IH
15 Rear
Mounted Blade**

Operator's Manual

1096276R3

Reprinted








THIS SAFETY ALERT SYMBOL INDICATES IMPORTANT SAFETY MESSAGES IN THIS MANUAL. WHEN YOU SEE THIS SYMBOL, CAREFULLY READ THE MESSAGE THAT FOLLOWS AND BE ALERT TO THE POSSIBILITY OF PERSONAL INJURY OR DEATH.

M171B

If Safety Decals on this machine use the words **Danger, Warning or Caution**, which are defined as follows:

- **DANGER:** Indicates an immediate hazardous situation which if not avoided, will result in death or serious injury. The color associated with Danger is RED.
- **WARNING:** Indicates an potentially hazardous situation which if not avoided, will result in serious injury. The color associated with Warning is ORANGE.
- **CAUTION:** Indicates an potentially hazardous situation which if not avoided, may result in minor or moderate injury. It may also be used to alert against unsafe practices. The color associated with Caution is YELLOW.

If Safety Decals on this machine are ISO two panel Pictorial, decals are defined as follows:

- The first panel indicates the nature of the hazard.
- The second panel indicates the appropriate avoidance of the hazard.
- Background color is YELLOW.
- Prohibition symbols such as   and  if used, are RED.



WARNING

IMPROPER OPERATION OF THIS MACHINE CAN CAUSE INJURY OR DEATH. BEFORE USING THIS MACHINE, MAKE CERTAIN THAT EVERY OPERATOR:

- Is instructed in safe and proper use of the machine.
- Reads and understands the Manual(s) pertaining to the machine.
- Reads and understands ALL Safety Decals on the machine.
- Clears the area of other persons.
- Learns and practices safe use of machine controls in a safe, clear area before operating this machine on a job site.

It is your responsibility to observe pertinent laws and regulations and follow Case Corporation instructions on machine operation and maintenance.



15

Rear Mounted Blade

Operators Manual



THIS SAFETY ALERT SYMBOL INDICATES IMPORTANT SAFETY MESSAGES IN THIS MANUAL. WHEN YOU SEE THIS SYMBOL, CAREFULLY READ THE MESSAGE THAT FOLLOWS AND BE ALERT TO THE POSSIBILITY OF PERSONAL INJURY OR DEATH.

IMPORTANT

If This Machine Is Used By An Employee Or Is Loaned Or Rented, Make Certain That The Operator (s), Prior To Operating:

- 1. Is Instructed In Safe And Proper Use.**
- 2. Reviews And Understands The Manual (s) pertaining To The Machine.**

Issued August, 1986

TO THE OWNER OF A REAR MOUNTED BLADE

Use this manual as your guide. If you follow the instructions given in this manual, your rear mounted blade will work well for many years.

Your Dealer can give you assistance with J I Case Company made parts and persons with special training that know the best methods of repair and maintenance for your machine.

Optional equipment and accessories are available. Disregard the instructions for equipment not on machine.

Call your Dealer if you need any assistance or information.

Your Authorized Case IH Dealer




Figure 1

NOTE: *When you are behind the blade looking forward, the right hand and left hand of the blade are the same as your right hand and left hand.*

SERIAL NUMBERS

For prompt, efficient service, always specify the blade model and product identification numbers, including prefix and suffix letters. Write these product identification numbers in the spaces provided.

RECORD PRODUCT IDENTIFICATION HERE _____

Buy Now



Our support email:

ebooklibonline@outlook.com