


**International  
484, 584, 684,  
784, 884, and  
Hydro 84  
Tractors**

**Operator's Manual**

1135063R4

Reprinted

**CASE III**




 *THIS SAFETY ALERT SYMBOL INDICATES IMPORTANT SAFETY MESSAGES IN THIS MANUAL. WHEN YOU SEE THIS SYMBOL, CAREFULLY READ THE MESSAGE THAT FOLLOWS AND BE ALERT TO THE POSSIBILITY OF PERSONAL INJURY OR DEATH.*

M171B

If Safety Decals on this machine use the words **Danger, Warning or Caution**, which are defined as follows:

- **DANGER:** Indicates an immediate hazardous situation which if not avoided, will result in death or serious injury. The color associated with Danger is RED.
- **WARNING:** Indicates a potentially hazardous situation which if not avoided, will result in serious injury. The color associated with Warning is ORANGE.
- **CAUTION:** Indicates a potentially hazardous situation which if not avoided, may result in minor or moderate injury. It may also be used to alert against unsafe practices. The color associated with Caution is YELLOW.

If Safety Decals on this machine are ISO two panel Pictorial, decals are defined as follows:

- The first panel indicates the nature of the hazard.
- The second panel indicates the appropriate avoidance of the hazard.
- Background color is YELLOW.
- Prohibition symbols such as   and  if used, are RED.



# WARNING

IMPROPER OPERATION OF THIS MACHINE CAN CAUSE INJURY OR DEATH. BEFORE USING THIS MACHINE, MAKE CERTAIN THAT EVERY OPERATOR:


- Is instructed in safe and proper use of the machine.
- Reads and understands the Manual(s) pertaining to the machine.
- Reads and understands ALL Safety Decals on the machine.
- Clears the area of other persons.
- Learns and practices safe use of machine controls in a safe, clear area before operating this machine on a job site.

It is your responsibility to observe pertinent laws and regulations and follow Case Corporation instructions on machine operation and maintenance.

**INTERNATIONAL®  
484, 584, 684  
784, 884, and  
HYDRO 84  
TRACTORS**

**INTERNATIONAL®**

# **OPERATOR'S MANUAL**



# OPERATORS MANUAL

## INTERNATIONAL

**484,584,684,784,884**

**&**

**HYDRO 84  
TRACTORS  
N.A.O.**

1135 063 R4

**INTERNATIONAL HARVESTER COMPANY OF GREAT BRITAIN LIMITED**

PO BOX 25

259 CITY ROAD

LONDON

EC1P 1AD

3M/6/81 CP.



---

## TO THE OWNER

The purpose of this manual is to assist you in realizing the benefits you anticipated when you purchased this International Harvester product.

The way you operate and the care you give this equipment will have much to do with its successful performance. This manual has been carefully prepared and the information arranged and illustrated to make it as easy as possible for you to find the information you wish. It will pay you to read the entire manual carefully before operating and keep it handy for future reference. Your International Dealer or Distributor will be glad to answer any further questions you may have on the operation or care of this product.

It is the policy of International Harvester Company to improve its products whenever it is possible and practical to do so. We reserve the right to make changes or add improvements at any time without incurring any obligation to make such changes on products sold previously.

## WARRANTY PERIOD

The Notes contained in this Operator's Manual for proprietary items, such as electrical and fuel injection equipment, have been compiled for use after the warranty period has expired. If attention, however small, is required to any of these items, whilst they are still within the warranty period, your International Dealer or Distributor should be informed.

## SAFETY FIRST

To read accident reports from all over the country is to be convinced that a large number of accidents can be prevented only by the operator anticipating the result before the accident is caused and doing something about it. If accidents are to be prevented - and they can be prevented - it will be done by the operators who accept a full measure of their responsibility.

It is true that the designer, the manufacturer, the safety engineer can help; and they do help, but their combined efforts can be wiped out by a single careless act of the operator.

It is said that "the best kind of safety device is a careful operator." We ask you to be that kind of operator.

If the operator after reading through this manual is in anyway uncertain how to operate any part of the machine with safety to himself and anyone else, then he should contact his IH dealer immediately.

Always use the seat belts, if they are furnished with the tractor, but do not install or use seat belts if the tractor has no protective frame.

Only the operator should ride on the tractor. He should sit on the seat with the seat belt fastened. Prevent anyone else, especially children, from riding on the steps, fenders or drawbar and keep them away from tractor equipment.

To assure the protection provided by design, the protective structure must not be altered by welding, cutting, drilling or in any other manner.

## AFTER OVERTURNING

No attempt should be made to weld, straighten, or otherwise repair the protective frame or protective cab for further service, it must be replaced in its entirety.



# TECHNICAL PUBLICATIONS AVAILABLE

-----Cut Along This Line-----

Your International Harvester Dealer and his factory trained servicemen are best qualified to service your equipment. Up-to-date instructions and adequate special tools are also a part of your Dealer's service facilities.

This Operator's Manual was prepared to instruct you in proper operation and maintenance of your equipment. If you desire additional information you may purchase Service Manuals and/or Parts Catalogs. Additional copies of the Operator's Manual are also available.

Title	Number	Qty.	Price Each
Operator's Manual 484, 584, 684, 784, 884 and H84	1135 063 R		7.00
Parts Catalog			
484	TC186		9.00
584	TC187		8.10
684 & Hydro 84	TC188		9.90
784	TC189		8.10
884	TC195		8.10
Service Manual			
Chassis	GSS1416-1		24.30
Engine and Fuel System	1377-H		11.40

Fill out the order blank and forward together with your check or money order in the appropriate amount (U.S. Funds) to:

TOTAL \_\_\_\_\_

International Harvester Company

PRINTING AND  
DISTRIBUTION SERVICES

807 Blackhawk Drive  
Westmont, Illinois 60559

Attention: Cashier

Cut Along This Line

Please Print

Name \_\_\_\_\_

Street Address \_\_\_\_\_

City \_\_\_\_\_

State \_\_\_\_\_

Zip Code \_\_\_\_\_

Date \_\_\_\_\_

Signed \_\_\_\_\_

Do not send cash or stamps

Prices subject to change without notice.

DELIVERY SERVICE FOR 484, 584, 684, 784, 884 AND HYDRO 84 TRACTORS

This form must be filled out by the dealer and signed by both the dealer and the customer at the time of delivery.

Delivered to \_\_\_\_\_ Dealer \_\_\_\_\_

Address \_\_\_\_\_ Town \_\_\_\_\_

Town \_\_\_\_\_ Serial No. \_\_\_\_\_

State \_\_\_\_\_ Zip \_\_\_\_\_ Engine Serial No. \_\_\_\_\_

I have thoroughly instructed the buyer on the above described equipment which review included the Operator's Manual content, equipment care, adjustments, and safe operation. The warranty policy provisions were also explained and reviewed.

DEALER'S SIGNATURE

Above equipment and Operator's Manual have been received by me and I have been thoroughly instructed as to care, adjustments, safe operation and applicable warranty policy.

DATE

OWNER'S SIGNATURE

FOLD BACK HERE AND ADD CARBON

DEALER'S COPY

CUT ALONG THIS LINE FIRST

FOLD FORWARD HERE AND ADD CARBON

DELIVERY SERVICE FOR 484, 584, 684, 784, 884 AND HYDRO 84 TRACTORS

This form must be filled out by the dealer and signed by both the dealer and the customer at the time of delivery.

Delivered to \_\_\_\_\_ Dealer \_\_\_\_\_

Address \_\_\_\_\_ Town \_\_\_\_\_

Town \_\_\_\_\_ Serial No. \_\_\_\_\_

State \_\_\_\_\_ Zip \_\_\_\_\_ Engine Serial No. \_\_\_\_\_

I have thoroughly instructed the buyer on the above described equipment which review included the Operator's Manual content, equipment care, adjustments, and safe operation. The warranty policy provisions were also explained and reviewed.

DEALER'S SIGNATURE

Above equipment and Operator's Manual have been received by me and I have been thoroughly instructed as to care, adjustments, safe operation and applicable warranty policy.

DATE

OWNER'S SIGNATURE

OWNER'S COPY

**Buy Now**



Our support email:

[ebooklibonline@outlook.com](mailto:ebooklibonline@outlook.com)