

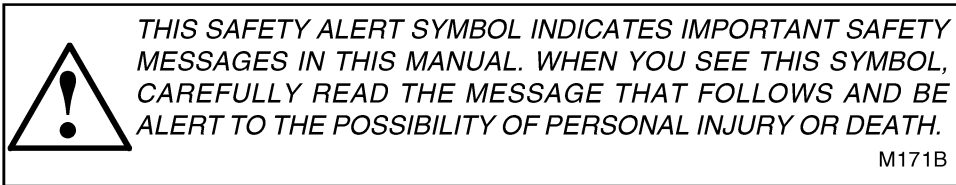
Turbo Tiger II

Operators Manual

37-020

Reprinted




CASE III



If Safety Decals on this machine use the words **Danger, Warning or Caution**, which are defined as follows:

- **DANGER:** Indicates an immediate hazardous situation which if not avoided, will result in death or serious injury. The color associated with Danger is RED.
- **WARNING:** Indicates a potentially hazardous situation which if not avoided, will result in serious injury. The color associated with Warning is ORANGE.
- **CAUTION:** Indicates a potentially hazardous situation which if not avoided, may result in minor or moderate injury. It may also be used to alert against unsafe practices. The color associated with Caution is YELLOW.

If Safety Decals on this machine are ISO two panel Pictorial, decals are defined as follows:

- The first panel indicates the nature of the hazard.
- The second panel indicates the appropriate avoidance of the hazard.
- Background color is YELLOW.
- Prohibition symbols such as   and  if used, are RED.



WARNING


IMPROPER OPERATION OF THIS MACHINE CAN CAUSE INJURY OR DEATH. BEFORE USING THIS MACHINE, MAKE CERTAIN THAT EVERY OPERATOR:

- Is instructed in safe and proper use of the machine.
- Reads and understands the Manual(s) pertaining to the machine.
- Reads and understands ALL Safety Decals on the machine.
- Clears the area of other persons.
- Learns and practices safe use of machine controls in a safe, clear area before operating this machine on a job site.

It is your responsibility to observe pertinent laws and regulations and follow Case Corporation instructions on machine operation and maintenance.

KEEP AN ACURATE RECORD OF SERVICING ON THE CHART BELOW

ENGINE	HRS. DATE
KEEP AN ACURATE RECORD OF SERVICING ON THE CHART BELOW	
CRANKCASE LUBE & OIL FILTER	Start 2nd Line
FUEL FILTERS	Start 2nd Line
ENGINE AIR FILTER	Start 2nd Line
TRANSMISSION & DROP BOX COOLING	
TRANSMISSION FILTER	Start 2nd Line
CENTRAL SUMP	
HYDRAULICS	
RETURN FILTER	Start 2nd Line
HYD. OIL FILTER	
MISCELLANEOUS	



DELIVERY CHECK TURBO TIGER II

Customer Name _____

Address _____

Dealer Name _____

Address _____ Date _____

Engine Serial No. _____ Tractor Serial No. _____

ENGINE:

- ☐ Engine Hi-Idler, No Load (2800)
- ☐ Engine Oil Level
- ☐ Belts
- ☐ Oil Pressure (Min. setting 20 PSI)
- ☐ Engine Mounts
- ☐ Engine Temp. Gauge
- ☐ AMP Gauge
- ☐ Fuel Gauge
- ☐ Alternator
- ☐ Battery Performance
- ☐ Battery Cables
- ☐ Radiator Level
- ☐ Fuel Line Leaks
- ☐ Fuel Filter
- ☐ Oil Filter
- ☐ Fuel Tank
- ☐ Fuel Tank Cover
- ☐ Electric Wire System
- ☐ Engine Air Cleaner Elements
- ☐ Engine Air Cleaner Tube Clamps
- ☐ Engine Shut Down System Operations

CAB:

- ☐ Cab Appearance
- ☐ Vinyl Covering
- ☐ Window Glass
- ☐ Door Latches
- ☐ Weather Stripping
- ☐ Window Wipers
- ☐ Seat & Arm Rests
- ☐ Floorboard Mat
- ☐ Interior Lights
- ☐ Tach & Hour Meter
- ☐ Radio
- ☐ Throttle Linkage
- ☐ Throttle Lever

DIFFERENTIAL:

- ☐ Oil Level
- ☐ Oil Level Planet
- ☐ Brake Fluid
- ☐ Brakes
- ☐ Axle Bolts
- ☐ Lug Bolts & Nuts
- ☐ Drive Line Joints
- ☐ Tire Pressure & Size

HYDRAULICS:

- ☐ Tank Level
- ☐ Oil Line Leaks
- ☐ Filters
- ☐ Control Valve
- ☐ Pump
- ☐ Steering Cylinders
- ☐ Quick Couplers
- ☐ Hose Connectors

TRANSMISSION:

- ☐ Leaks
- ☐ Oil Level
- ☐ Filter
- ☐ Flange Bolts
- ☐ Drive Shafts
- ☐ U-Joints
- ☐ Mounts
- ☐ Clutch Adjustment
- ☐ Transmission Pressure (5-20 PSI hot oil)


DROP BOX:

- ☐ Oil Level
- ☐ Flange Bolts
- ☐ U-Joints
- ☐ Mount Bolts
- ☐ Swing Box Mounts

THIS TRACTOR HAS BEEN DELIVERED TO ME IN GOOD CONDITION WITH AN OPERATOR'S MANUAL AND I HAVE BEEN INSTRUCTED IN THE FUNCTION SAFE OPERATION AND ADJUSTMENTS OF THE ITEMS LISTED ABOVE.

OWNER'S SIGNATURE _____

TRACTOR APPLICATION _____



250 HOUR CHECK TURBO TIGER II

THIS FORM MUST BE FILLED OUT BY THE DEALER AND SIGNED BY THE CUSTOMER AT THE TIME THE 250 HOUR CHECK IS PERFORMED IN ORDER FOR THE WARRANTY TO BE VALID.

Dealers Name _____

Address _____

Customers Name _____

Address _____

Tractor Model _____ Tractor Serial No. _____

Engine Model _____ Engine Serial No. _____

Hours _____ Date _____

ENGINE:

- () Engine Idle (Min. 750 RPM)
- () Engine Hi-Idler, No Load (2800)
- () Throttle Linkage (Check wear)
- () Throttle Lever (Adjust)
- () Oil Pressure (Min. setting 20 PSI)
- () Fuel Pressure (Min. 30)
- () Temp. Gauge (Max. setting 220)
- () Fuel Lines (Check for leaks)
- () Clutch Adjustment (Per Operators Manual)
- () Fuel Filters (Replace)

TRANSMISSION:

- () Leaks (Find cause)
- () Filter (Replace)
- () Oil Level (Check sump)
- () U-Joints (Check zerks)
- () Drive Shafts (Check zerks)
- () Flange Bolts (Tighten)

HYDRAULICS:

- () Pump Operation - 1800 Steering Implement (2000 PSI)
- () Control Valves (Check for leaks)
- () Pump Couplers (Visual check)
- () Pump Mount (Correct alignment)
- () Steering Cylinders (Check for leaks)
- () Return Filter (Replace)

ELECTRICAL SYSTEM:

- () Battery Performance (Water level)
- () Alternator Performance (Operational)
- () AMP Gauge (Operational)
- () Hour Meter (Operational)
- () Lights & Wires (Operational)
- () Fuel Gauge (Operational)

FRAME:

- () Hinge Pins (Tighten)

POWER DIVIDER:

- () Oil Level (Check sump)
- () Seal Leaks (Check)
- () U-Joints (Check zerks)

BRAKES:

- () Line Leaks (Check mounting clips)
- () Fluid (Check level clips)

DIFFERENTIAL:

- () Oil Level (Check)
- () Axle Bolts (Torque)
- () Drive Line Joints (Check)

CUSTOMERS SIGNATURE

COMMENTS: _____



DELIVERY CHECK TURBO TIGER II

Customer Name _____

Address _____

Dealer Name _____

Address _____ Date _____

Engine Serial No. _____ Tractor Serial No. _____

ENGINE:

- ☐ Engine Hi-Idler, No Load (2800)
- ☐ Engine Oil Level
- ☐ Belts
- ☐ Oil Pressure (Min. setting 20 PSI)
- ☐ Engine Mounts
- ☐ Engine Temp. Gauge
- ☐ AMP Gauge
- ☐ Fuel Gauge
- ☐ Alternator
- ☐ Battery Performance
- ☐ Battery Cables
- ☐ Radiator Level
- ☐ Fuel Line Leaks
- ☐ Fuel Filter
- ☐ Oil Filter
- ☐ Fuel Tank
- ☐ Fuel Tank Cover
- ☐ Electric Wire System
- ☐ Engine Air Cleaner Elements
- ☐ Engine Air Cleaner Tube Clamps
- ☐ Engine Shut Down System Operations

CAB:

- ☐ Cab Appearance
- ☐ Vinyl Covering
- ☐ Window Glass
- ☐ Door Latches
- ☐ Weather Stripping
- ☐ Window Wipers
- ☐ Seat & Arm Rests
- ☐ Floorboard Mat
- ☐ Interior Lights
- ☐ Tach & Hour Meter
- ☐ Radio
- ☐ Throttle Linkage
- ☐ Throttle Lever

DIFFERENTIAL:

- ☐ Oil Level
- ☐ Oil Level Planet
- ☐ Brake Fluid
- ☐ Brakes
- ☐ Axle Bolts
- ☐ Lug Bolts & Nuts
- ☐ Drive Line Joints
- ☐ Tire Pressure & Size

HYDRAULICS:

- ☐ Tank Level
- ☐ Oil Line Leaks
- ☐ Filters
- ☐ Control Valve
- ☐ Pump
- ☐ Steering Cylinders
- ☐ Quick Couplers
- ☐ Hose Connectors

TRANSMISSION:

- ☐ Leaks
- ☐ Oil Level
- ☐ Filter
- ☐ Flange Bolts
- ☐ Drive Shafts
- ☐ U-Joints
- ☐ Mounts
- ☐ Clutch Adjustment
- ☐ Transmission Pressure (5-20 PSI hot oil)

DROP BOX:

- ☐ Oil Level
- ☐ Flange Bolts
- ☐ U-Joints
- ☐ Mount Bolts
- ☐ Swing Box Mounts

THIS TRACTOR HAS BEEN DELIVERED TO ME IN GOOD CONDITION WITH AN OPERATOR'S MANUAL AND I HAVE BEEN INSTRUCTED IN THE FUNCTION SAFE OPERATION AND ADJUSTMENTS OF THE ITEMS LISTED ABOVE.

OWNER'S SIGNATURE _____

TRACTOR APPLICATION _____



Our support email:

ebooklibonline@outlook.com