


Cougar II Tractor

Operators Manual

37-036

Reprinted

CASE IH

 ***This symbol means ATTENTION! BECOME ALERT! YOUR SAFETY IS INVOLVED. The message that follows the symbol contains important information about your safety. Carefully read the message. Make sure you fully understand the causes of possible injury or death.*** SB001

IF THIS MACHINE IS USED BY AN EMPLOYEE, IS LOANED, OR IS RENTED, MAKE SURE THAT THE OPERATOR UNDERSTANDS THE TWO INSTRUCTIONS BELOW.

BEFORE THE OPERATOR STARTS THE ENGINE:

1. GIVE INSTRUCTIONS TO THE OPERATOR ON SAFE AND CORRECT USE OF THE MACHINE.
2. MAKE SURE THE OPERATOR READS AND UNDERSTANDS THE OPERATOR'S MANUAL FOR THIS MACHINE.



IMPROPER OPERATION OF THIS MACHINE CAN CAUSE INJURY OR DEATH.


BEFORE STARTING THE ENGINE, DO THE FOLLOWING:

1. READ THE OPERATOR'S MANUAL.
2. READ ALL SAFETY DECALS ON THE MACHINE.
3. CLEAR THE AREA OF OTHER PERSONS.

LEARN AND PRACTICE SAFE USE OF MACHINE CONTROLS IN A SAFE, CLEAR AREA BEFORE YOU OPERATE THIS MACHINE ON A JOB SITE.

It is your responsibility to observe pertinent laws and regulations and to follow manufacturer's instructions on machine operation and maintenance.

See your Authorized Case dealer for additional operator's manuals, parts catalogs, and service manuals.



DELIVERY CHECK

COUGAR II

Customer Name _____

Address _____

Dealer Name _____

Address _____ Date _____

Engine Serial No. _____ Tractor Serial No. _____

ENGINE:

- Engine Rated R.P.M. (2200)
- Engine Oil Level
- Belts
- Oil Pressure (Min. setting 20 PSI)
- Engine Mounts
- Engine Temp. Gauge
- AMP Gauge
- Fuel Gauge
- Alternator
- Battery Performance
- Battery Cables
- Radiator Level
- Fuel Line Leaks
- Fuel Filter
- Oil Filter
- Fuel Tank
- Fuel Tank Cover
- Electric Wire System
- Engine Air Cleaner Elements
- Engine Air Cleaner Tube Clamps
- Engine Shut Down System Operations

CAB:

- Cab Appearance
- Vinyl Covering
- Window Glass
- Door Latches
- Weather Stripping
- Window Wipers
- Seat & Arm Rests
- Floorboard Mat
- Interior Lights
- Tach & Hour Meter
- Radio
- Throttle Linkage
- Throttle Lever

HYDRAULICS:

- Tank Level
- Oil Line Leaks
- Filters
- Control Valve
- Pump
- Steering Cylinders
- Quick Couplers
- Hose Connectors

TRANSMISSION:

- Leaks
- Oil Level
- Filter
- Flange Bolts
- Drive Shafts
- U-Joints
- Mounts
- Clutch Adjustment
- Transmission Pressure (5-20 PSI hot oil)

DIFFERENTIAL:

- Oil Level
- Oil Level Planet
- Brake Fluid
- Brakes
- Axle Bolts
- Lug Bolts & Nuts
- Drive Line Joints
- Tire Pressure & Size


DROP BOX:

- Oil Level
- Flange Bolts
- U-Joints
- Mount Bolts
- Swing Box Mounts

THIS TRACTOR HAS BEEN DELIVERED TO ME IN GOOD CONDITION WITH AN OPERATOR'S MANUAL AND I HAVE BEEN INSTRUCTED IN THE FUNCTION SAFE OPERATION AND ADJUSTMENTS OF THE ITEMS LISTED ABOVE.

TRACTOR APPLICATION _____

OWNER'S SIGNATURE _____



250 HOUR CHECK

COUGAR II

THIS FORM MUST BE FILLED OUT BY THE DEALER AND SIGNED BY THE CUSTOMER AT THE TIME THE 250 HOUR CHECK IS PERFORMED IN ORDER FOR THE WARRANTY TO BE VALID.

Dealers Name _____

Address _____

Customers Name _____

Address _____

Tractor Model _____ Tractor Serial No. _____

Engine Model _____ Engine Serial No. _____

Hours _____ Date _____

ENGINE:

- Engine Idle (Min. 850 RPM)
- Rated Engine RPM (2200)
- Throttle Linkage (Check wear)
- Throttle Lever (Adjust)
- Oil Pressure (Min. setting 20 PSI)
- Fuel Pressure (Min. 30)
- Temp. Gauge (Max. setting 210)
- Fuel Lines (Check for leaks)
- Clutch Adjustment (Per Operators Manual)
- Fuel Filters (Check for leaks)

TRANSMISSION:

- Leaks (Find cause)
- Filter (Replace)
- Oil Level (Check sump)
- U-Joints (Check zerks)
- Drive Shafts (Check zerks)
- Flange Bolts (Tighten)

HYDRAULICS:

- Pump Operation - 1800 Steering Implement (2000 PSI)
- Control Valves (Check for leaks)
- Pump Couplers (Visual check)
- Pump Mount (Correct alignment)
- Steering Cylinders (Check for leaks)
- Return Filter (Replace)

ELECTRICAL SYSTEM:

- Battery Performance (Water level)
- Alternator Performance (Operational)
- AMP Gauge (Operational)
- Hour Meter (Operational)
- Lights & Wires (Operational)
- Fuel Gauge (Operational)

FRAME:

- Hinge Pins (Tighten)
Torque to 1200 ft. lbs.

POWER DIVIDER:

- Oil Level (Check sump)
- Seal Leaks (Check)
- U-Joints (Check zerks)

BRAKES:


- Line Leaks (Check mounting clips)
- Fluid (Check level)

DIFFERENTIAL:

- Oil Level (Check)
- Axle Bolts (Torque)
- Drive Line Joints (Check)

CUSTOMERS SIGNATURE

COMMENTS: _____



DELIVERY CHECK

COUGAR II

Customer Name _____

Address _____

Dealer Name _____

Address _____ Date _____

Engine Serial No. _____ Tractor Serial No. _____

ENGINE:

- Engine Rated R.P.M. (2200)
- Engine Oil Level
- Belts
- Oil Pressure (Min. setting 20 PSI)
- Engine Mounts
- Engine Temp. Gauge
- AMP Gauge
- Fuel Gauge
- Alternator
- Battery Performance
- Battery Cables
- Radiator Level
- Fuel Line Leaks
- Fuel Filter
- Oil Filter
- Fuel Tank
- Fuel Tank Cover
- Electric Wire System
- Engine Air Cleaner Elements
- Engine Air Cleaner Tube Clamps
- Engine Shut Down System Operations

DROP BOX:

- Oil Level
- Flange Bolts
- U-Joints
- Mount Bolts
- Swing Box Mounts

CAB:

- Cab Appearance
- Vinyl Covering
- Window Glass
- Door Latches
- Weather Stripping
- Window Wipers
- Seat & Arm Rests
- Floorboard Mat
- Interior Lights
- Tach & Hour Meter
- Radio
- Throttle Linkage
- Throttle Lever

DIFFERENTIAL:

- Oil Level
- Oil Level Planet
- Brake Fluid
- Brakes
- Axle Bolts
- Lug Bolts & Nuts
- Drive Line Joints
- Tire Pressure & Size

HYDRAULICS:

- Tank Level
- Oil Line Leaks
- Filters
- Control Valve
- Pump
- Steering Cylinders
- Quick Couplers
- Hose Connectors


TRANSMISSION:

- Leaks
- Oil Level
- Filter
- Flange Bolts
- Drive Shafts
- U-Joints
- Mounts
- Clutch Adjustment
- Transmission Pressure (5 - 20 PSI hot oil)

THIS TRACTOR HAS BEEN DELIVERED TO ME IN GOOD CONDITION WITH AN OPERATOR'S MANUAL AND I HAVE BEEN INSTRUCTED IN THE FUNCTION SAFE OPERATION AND ADJUSTMENTS OF THE ITEMS LISTED ABOVE.

TRACTOR APPLICATION _____

OWNER'S SIGNATURE _____



250 HOUR CHECK
COUGAR II

THIS FORM MUST BE FILLED OUT BY THE DEALER AND SIGNED BY THE CUSTOMER AT THE TIME THE 250 HOUR CHECK IS PERFORMED IN ORDER FOR THE WARRANTY TO BE VALID.

Dealers Name _____

Address _____

Customers Name _____

Address _____

Tractor Model _____ Tractor Serial No. _____

Engine Model _____ Engine Serial No. _____

Hours _____ Date _____

ENGINE:

- Engine Idle (Min. 850 RPM)
- Rated Engine RPM (2200)
- Throttle Linkage (Check wear)
- Throttle Lever (Adjust)
- Oil Pressure (Min. setting 20 PSI)
- Fuel Pressure (Min. 30)
- Temp. Gauge (Max. setting 210)
- Fuel Lines (Check for leaks)
- Clutch Adjustment (Per Operators Manual)
- Fuel Filters (Check for leaks)

TRANSMISSION:

- Leaks (Find cause)
- Filter (Replace)
- Oil Level (Check sump)
- U-Joints (Check zerks)
- Drive Shafts (Check zerks)
- Flange Bolts (Tighten)

HYDRAULICS:

- Pump Operation - 1800 Steering Implement (2000 PSI)
- Control Valves (Check for leaks)
- Pump Couplers (Visual check)
- Pump Mount (Correct alignment)
- Steering Cylinders (Check for leaks)
- Return Filter (Replace)

ELECTRICAL SYSTEM:

- Battery Performance (Water level)
- Alternator Performance (Operational)
- AMP Gauge (Operational)
- Hour Meter (Operational)
- Lights & Wires (Operational)
- Fuel Gauge (Operational)

FRAME:

- Hinge Pins (Tighten)
Torque to 1200 ft. lbs.

POWER DIVIDER:

- Oil Level (Check sump)
- Seal Leaks (Check)
- U-Joints (Check zerks)

BRAKES:

- Line Leaks (Check mounting clips)
- Fluid (Check level)

DIFFERENTIAL:

- Oil Level (Check)
- Axle Bolts (Torque)
- Drive Line Joints (Check)

_____ CUSTOMERS SIGNATURE

COMMENTS: _____

Warranty

for _____

AGRICULTURAL PRODUCTS

Steiger Tractor, Inc. (Steiger) warrants, to the original purchaser only, each new Steiger Tractor to be free from defects in material and workmanship under normal agricultural application use and service, subject to the conditions and qualifications herein set forth. The obligation of Steiger hereunder is limited to the repair or replacement of those parts which Steiger, in its sole discretion, determines to have failed as a result of defects in material or workmanship within twelve months or 1500 hours of use in agricultural applications, whichever occurs first, after delivery to the original purchaser. Steiger's obligation hereunder shall in no case be greater than the cost of the necessary parts and labor which Steiger, in its sole discretion, determines to have failed as a result of defects in material or workmanship. Replacement parts provided under the terms of this Warranty are warranted for the remainder of the warranty period applicable to the product in which it is installed as if such parts were original components of that product.

Steiger shall not be liable for any costs other than those specified herein, specifically excluding damage to crops, loss of use, transportation expense to an authorized Steiger dealer, service calls, normal maintenance and upkeep cost, overtime labor cost, and any and all other injuries, claims, or special, indirect or consequential damage, or other economic loss. Also this warranty does not extend to tires, tubes, radios, batteries, and other accessories and parts not manufactured by Steiger, but instead the applicable warranties, if any, of the respective manufacturers shall apply.


THIS WARRANTY IS IN LIEU OF ALL OTHER WARRANTIES EXPRESSED OR IMPLIED, AND THERE IS NO WARRANTY OF MERCHANTABILITY OR OF FITNESS FOR A PARTICULAR PURPOSE. No dealer, salesman or agent has any authority to alter or amend this warranty nor does any dealer, salesman or agent make any warranty for himself unless the same is reduced to writing and delivered to the purchaser at the time of purchase.

This warranty shall be effective only if the purchaser requests warranty repairs to be made by an authorized Steiger dealer at his place of business and, if requested by such dealer, the purchaser presents evidence of the date of delivery of the equipment. This warranty shall not apply unless Steiger or one of its dealers is promptly notified of claimed defect and the allegedly defective part is preserved for inspection.

This warranty shall immediately become void if any service, other than normal maintenance, is performed by anyone other than an authorized Steiger dealer; or if any alteration or modification is made, or attachments are used, without the prior written consent of Steiger; or if, in Steiger's sole discretion, the failure is due to abuse or neglect in the operation or maintenance of the tractor or due to failure to follow the provisions of the operator's manual.

IMPORTANT

This warranty shall only become valid when delivery notification for warranty is received by Steiger Tractor, Inc. within ten (10) days of completion of sale.



STEIGER TRACTOR INC.

3101 - 1ST AVE. N. — FARGO, NORTH DAKOTA 58102

CONTENTS

ADJUSTMENTS	33-36	OPERATING INFORMATION	9-14
Dry Clutch	32-34	Instrument Panel and Controls	9-10
Clutch Brake	34	Cab Console and Controls	11
Wet Clutch	35-36	Seat Adjustment	12
AIR CLEANER MAINTENANCE	15-16	Pre-Start Inspection	13
Engine Air Cleaner	15	Starting Procedure	13
Cab Air Cleaner	16	Break-in Period	14
AIR CONDITIONER MAINTENANCE	18-19	Shut-Down Procedure	14
AXLE MAINTENANCE	27	Automatic Shut-Down	14
BATTERY SERVICE	17	SAFETY PRECAUTIONS	3-4
BRAKE SYSTEM	31-32	SPECIFICATIONS	5-6
Park Brake Adjustment	31	Engine	5
Hydraulic Operating Brake	32	Electrical	5
COOLING SYSTEMS	29-30	Power Train	5
Transmission and Drop Box Cooling	29	Hydraulics	5
Engine Cooling	30	Brakes	5
Fan Belt Tension	30	Capacities	5
ELECTRICAL SCHEMATIC	8	Transmission & Drop Box Cooling	5
ENGINE MAINTENANCE	22-26	Tire Inflation	6
Tilt up Hood	22	Weighing the Tractor	6
3306 Engine	22	Calculating Slippage	6
Fuel Filter Service	23	Speed Chart	6
Priming Fuel System	24	THREE-POINT HITCH	41
Crankcase Lubrication	25	TRACTOR SERVICE GUIDE	21
Crankcase Oil Specifications	25	TRACTOR STORAGE	42
Crankcase Breather Service	26	TRANSMISSION & DROP BOX MAINTENANCE	28
FORWARD	1-2	TROUBLE SHOOTING	43-48
Serial Number Location	1-2		
Identification Decal	2		
HYDRAULIC SCHEMATIC	37		
HYDRAULIC SYSTEM	38-40		
Filter Service	38		
Control Valve	38		
Valve Detent Setting	39		
Steering Pressure	39		
Remote Ram Controls	39		
Standard Drawbar	40		
LUBRICATION GUIDE	20		
MEASUREMENTS & WEIGHTS	7		

Buy Now



Our support email:

ebooklibonline@outlook.com