

OPERATOR'S MANUAL



COUGAR

5C250 5C251 5C270

37-048



STEIGER TRACTOR INC. 3101 1st Ave. N. Fargo, N. Dak. 58102

Warranty

for

AGRICULTURAL PRODUCTS

Steiger Tractor, Inc. (Steiger) warrants, to the original purchaser only, each new Steiger Tractor to be free from defects in material and workmanship under normal agricultural application use and service, subject to the conditions and qualifications herein set forth. The obligation of Steiger hereunder is limited to the repair or replacement of those parts which Steiger, in its sole discretion, determines to have failed as a result of defects in material or workmanship within twelve months or 1500 hours of use in agricultural applications, whichever occurs first, after delivery to the original purchaser. Steiger's obligation hereunder shall in no case be greater than the cost of the necessary parts and labor which Steiger, in its sole discretion, determines to have failed as a result of defects in material or workmanship. Replacement parts provided under the terms of this Warranty are warranted for the remainder of the warranty period applicable to the product in which it is installed as if such parts were original components of that product.

Steiger shall not be liable for any costs other than those specified herein, specifically excluding damage to crops, loss of use, transportation expense to an authorized Steiger dealer, service calls, normal maintenance and upkeep cost, overtime labor cost, and any and all other injuries, claims, or special, indirect or consequential damage, or other economic loss. Also this warranty does not extend to tires, tubes, radios, batteries, and other accessories and parts not manufactured by Steiger, but instead the applicable warranties, if any, of the respective manufacturers shall apply.


THIS WARRANTY IS IN LIEU OF ALL OTHER WARRANTIES EXPRESSED OR IMPLIED, AND THERE IS NO WARRANTY OF MERCHANTABILITY OR OF FITNESS FOR A PARTICULAR PURPOSE. No dealer, salesman or agent has any authority to alter or amend this warranty nor does any dealer, salesman or agent make any warranty for himself unless the same is reduced to writing and delivered to the purchaser at the time of purchase.

This warranty shall be effective only if the purchaser requests warranty repairs to be made by an authorized Steiger dealer at his place of business and, if requested by such dealer, the purchaser presents evidence of the date of delivery of the equipment. This warranty shall not apply unless Steiger or one of its dealers is promptly notified of claimed defect and the allegedly defective part is preserved for inspection.

This warranty shall immediately become void if any service, other than normal maintenance, is performed by anyone other than an authorized Steiger dealer; or if any alteration or modification is made, or attachments are used, without the prior written consent of Steiger; or if, in Steiger's sole discretion, the failure is due to abuse or neglect in the operation or maintenance of the tractor or due to failure to follow the provisions of the operator's manual.

IMPORTANT

This warranty shall only become valid when delivery notification for warranty is received by Steiger Tractor, Inc. within ten (10) days of completion of sale.



STEIGER TRACTOR INC.

3101 - 1ST AVE. N. — FARGO, NORTH DAKOTA 58102

Contents

Foreword	1,2
Safety	3
Specifications	5-14
Operating Information	15-24
Service and Maintenance	25-40
Hydraulics	41-46
Troubleshooting	47-51
Index	52,53



Foreword

This operators manual has been designed into seven major sections. Forward, Safety, Specifications, Operating Instructions, Service & Maintenance, Hydraulics, Trouble Shooting and Index.

A general contents page is located at the beginning of the manual for a quick reference to the major sections.

For a specific item, there is an alphabetical index placed in the rear of the manual.

It is important the owner/operator know the tractor serial number. Write the serial number in the space provided, on inside back cover, and use it in all correspondence when referring to the tractor.


All other component serial numbers may be found in their perspective section within the service & maintenance section.


An identification decal is provided on each tractor. Information concerning part numbers of major components may be obtained from this decal. Use the identification decal when completing the tractor identification form.


Throughout the manual references are made to left side and right side. These terms are used as viewed from the operators seat facing the front of the tractor.

Safety Symbols



 This symbol is used with warnings & cautions, when such information deals with personal hazards and/or the safety of personnel involved with the Steiger product.

The symbol,  when used with **WARNINGS** will be printed in red and used when an improper practice or operation may cause immediate personal injury.

The symbol,  when used with **CAUTIONS** will be printed in red and used when a practice or operation may cause personal discomfort or minor injury.

The word **NOTE**, is used to convey information that is out of context with the manual text. Special information such as specifications, techniques, reference information, and other information of a supplementary nature.

The word **IMPORTANT** is used in the text when immediate damage will occur to the machine due to improper technique or operation. Important will apply to the same information as specified by note only of an immediate and urgent nature.

It is the responsibility of the user: to read the operator's manual and comply with the safe and correct operating procedure as: pertains to the operation of the product; and to lubricate and maintain the product according to the maintenance schedule in the Operator's Manual.

The user is responsible for inspecting his machine, and for having parts repaired or replaced when continued use of the product would cause damage or excessive wear to the other parts.

It is the user's responsibility to deliver his machine to the Steiger dealer who sold him the product, for service or replacement of defective parts which are covered by the warranty policy.

This manual has been compiled to assist the owner-operator with the operation, service, and routine preventative maintenance procedures of the Steiger tractor.

In order to obtain the maximum performance and efficiency from the machine, read this manual thoroughly before operating or servicing. Become familiar with the controls and their individual responses before working the tractor.

Foreword

Keep this manual in a convenient place for easy reference when problems arise. If you require additional information or service, contact your Steiger Dealer.

The user should notify his selling Dealer in advance so arrangements can be made to have his 200-hour check or inspection performed. The user should not be charged for this inspection or adjustments, but is expected to pay for oil, filters, or any parts and labor which are not covered by warranty. The user is responsible for bringing the product to the selling Dealer's shop to have this inspection performed.

Steiger tractor does not allow credit for the cost of travel time, mileage, or hauling as a warranty allowance.

- 2 If the owner/operator requests the dealer to perform warranty obligations or inspections at locations other than the Dealer's Service Shop, travel costs to such locations are usually paid by the tractor owner. Arrangements for travel costs and service performed at locations other than the Dealer shop should be agreed upon at the time of the service request.

NOTE: *Steiger tractor reserves the right to make changes, specifications or improvements on our products without incurring obligations to add them to any machine in the field.*

Warranty Policy

The warranty policy printed on the inside of the front cover of this manual is limited to the United States of America.

Do not operate tractor from any position except seated in the operator's seat.

Do not dismount from tractor when it is in motion.

Do not leave engine running while it is unattended. Shut the engine off before making any adjustments or when servicing tractor.

Never allow anyone to stand near center hinged area while engine is running.

Do not allow passengers on tractor.

Be sure all control levers, except 2-speed, are in neutral before attempting to start the engine. Never by-pass (wire around) safety starting switch.

Never operate tractor in closed garage or shed.

Machinery should only be operated by designated responsible personnel.

Operate tractor at a speed that insures safety and complete control, especially over rough terrain.

Use the braking power of the engine, always downshift to lower gear before descending a steep grade. Brakes should be properly adjusted.

Shift to lower gear before approaching a hill, so it does not become necessary to shift against the hillside with danger of rolling backward while shifting.

Refuel in a safe place away from open fire or sparks with engine stopped.

Do not remove radiator pressure cap when radiator is hot. Add coolant to radiator only when engine is stopped and fully cooled.

Most accidents, whether they occur in industry, on the farm, at home, or on the highway, are caused by the


failure of some individual to follow simple and fundamental safety rules or precautions. For this reason most accidents can be prevented by recognizing the real cause and doing something about it before the accident occurs.

BE A SAFE OPERATOR AVOID ACCIDENTS. A CAREFUL OPERATOR IS THE BEST INSURANCE AGAINST AN ACCIDENT.

THE COMPLETE OBSERVANCE OF ONE SIMPLE RULE WOULD PREVENT MANY THOUSAND SERIOUS INJURIES EACH YEAR. THAT RULE IS: NEVER ATTEMPT TO CLEAN, OIL, OR ADJUST A MACHINE WHILE IT IS RUNNING OR IS IN MOTION!

Rops Cab

The roll over protected cab has been designed and manufactured to meet the ROPS requirements set forth in SAE, ASAE, and State of California standards. Modification to the structure or changes in the mounting or mounting hardware will effect compliance with these requirements. In event that the protective cab structure becomes damaged, it should be replaced rather than repaired to assure continued roll over protection and compliance with all federal, state and local laws and regulations.



Buy Now



Our support email:

ebooklibonline@outlook.com