

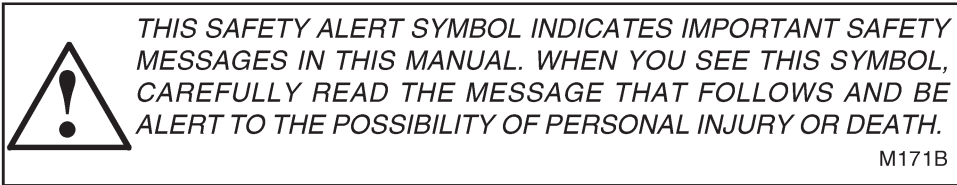
**KP-525 Tiger IV
Tractor**

Operators Manual

37-129

Reprinted




CASE IH



If Safety Decals on this machine use the words **Danger, Warning or Caution**, which are defined as follows:

- **DANGER:** Indicates an immediate hazardous situation which if not avoided, will result in death or serious injury. The color associated with Danger is RED.
- **WARNING:** Indicates an potentially hazardous situation which if not avoided, will result in serious injury. The color associated with Warning is ORANGE.
- **CAUTION:** Indicates an potentially hazardous situation which if not avoided, may result in minor or moderate injury. It may also be used to alert against unsafe practices. The color associated with Caution is YELLOW.

If Safety Decals on this machine are ISO two panel Pictorial, decals are defined as follows:

- The first panel indicates the nature of the hazard.
- The second panel indicates the appropriate avoidance of the hazard.
- Background color is YELLOW.
- Prohibition symbols such as   and  if used, are RED.



WARNING

IMPROPER OPERATION OF THIS MACHINE CAN CAUSE INJURY OR DEATH. BEFORE USING THIS MACHINE, MAKE CERTAIN THAT EVERY OPERATOR:

- Is instructed in safe and proper use of the machine.
- Reads and understands the Manual(s) pertaining to the machine.
- Reads and understands ALL Safety Decals on the machine.
- Clears the area of other persons.
- Learns and practices safe use of machine controls in a safe, clear area before operating this machine on a job site.

It is your responsibility to observe pertinent laws and regulations and follow Case Corporation instructions on machine operation and maintenance.

STEIGER TRACTOR INC.
P.O. BOX 6006, FARGO, NORTH DAKOTA 58108

Series IV
KP 525
PREDELIVERY CHECK

THIS FORM MUST BE FILLED OUT BY THE DEALER AND SIGNED BY THE CUSTOMER WHEN THE PREDELIVERY CHECK IS PERFORMED IN ORDER FOR THE WARRANTY TO BE VALID.

OWNER NAME			DEALER NAME		
ADDRESS			ADDRESS		
CITY	COUNTY	STATE	CITY	COUNTY	STATE
TELEPHONE NO.		ZIP CODE	DEALER I.D.		ZIP CODE
MACHINE		MODEL NAME	HOURS		
MODEL NO.		TRACTOR S/N	DATE		
ENGINE MODEL		ENGINE S/N	NOTE: Record Serial Numbers Directly From Tractor		

INOPERATIVE SERVICE CHECKS

Check and Adjust as Required.

- () Engine Oil Level.
- () Engine coolant level
- () Check all fuel and hydraulic line routings and tightness.
- () Brake master cylinder full.
- () Hydraulic oil level full
- () Transmission oil level (cold check).
- () Transfer case oil level (cold check).
- () Differential oil levels.
- () Wheel hub oil levels
- () Grease all lube points as required.
- () Air cleaner filters and hose connections (in position and tight)
- () Engine air and exhaust stack.
- () Tire pressures (check).
- () Battery cables tight and clean.
- () Cab air filter (in position).
- () All belt tensions.
- () Engine mount bolts.
- () All driveshaft flange and U-joint bolts torqued
- () Wheel lug bolts torqued
- () Dual bolts torqued
- () Hinge pins tightened.
- () Check all electrical cables and wire routings keeping away from sharp edges, moving parts and exhaust heat
- () Cab seat adjusts.
- () Cab interior upholstery, trim, mouldings and general appearance.
- () Cab mount bolts torqued
- () Door latches and lock operation.
- () Cab and door glass seals.
- () Steering column adjusts

- () Radio working
- () All lights and switches working
- () Paint.
- () All decals on and correct.
- () Hitch pin (supplied).
- () Operator's manual in cab
- () Record all serial numbers on back cover of Operator's manual.
- () Install SMV Emblem

OPERATIONAL SERVICE CHECKS

All Operative Checks are to be performed with the tractor at normal operating temperatures.

- () Engine oil pressure normal
- () Engine temperature normal.
- () Engine low idle_____(Record.)
- () Engine high idle_____(Record.)
- () Throttle and linkage.
- () All instruments and gauges operational, volt meter in green band.
- () Starting and Starter Neutral Switch
- () Steering functions smoothly.
- () Air conditioner and heater operation.
- () Hi-Lo range selector lever operation
- () Hydraulic control valves working.
- () Windshield wiper/washer operational.
- () Fluid and oil leaks.
- () Park brake.
- () Transmission oil level (hot check)
- () Transfer Case Oil Level (hot check)

PERFORMANCE CHECK

- () Transfer Case operation.
- () Transmission operation
- () Brake action.
- () Engine operation including throttle and governor operation.
- () All optional equipment and accessories
- () Steering Operation.

OPTIONS

Check as required.

THREE-POINT

- () Lubricate and adjust.
- () Fluid leaks.

Dealer Comments _____

Owner's Signature _____ **Date** _____

STEIGER TRACTOR INC.
P.O. BOX 6006, FARGO, NORTH DAKOTA 58108

Series IV
KP 525
PREDELIVERY CHECK

THIS FORM MUST BE FILLED OUT BY THE DEALER AND SIGNED BY THE CUSTOMER WHEN THE PREDELIVERY CHECK IS PERFORMED IN ORDER FOR THE WARRANTY TO BE VALID.

OWNER NAME			DEALER NAME		
ADDRESS			ADDRESS		
CITY	COUNTY	STATE	CITY	COUNTY	STATE
TELEPHONE NO.		ZIP CODE	DEALER I.D.		ZIP CODE
MACHINE		MODEL NAME	HOURS		
MODEL NO.		TRACTOR S/N	DATE		
ENGINE MODEL		ENGINE S/N	NOTE: Record Serial Numbers Directly From Tractor		

INOPERATIVE SERVICE CHECKS

Check and Adjust as Required.

- () Engine Oil Level
- () Engine coolant level
- () Check all fuel and hydraulic line routings and tightness
- () Brake master cylinder full
- () Hydraulic oil level full.
- () Transmission oil level (cold check)
- () Transfer case oil level (cold check)
- () Differential oil levels
- () Wheel hub oil levels
- () Grease all lube points as required.
- () Air cleaner filters and hose connections (in position and tight)
- () Engine air and exhaust stack
- () Tire pressures (check)
- () Battery cables tight and clean.
- () Cab air filter (in position)
- () All belt tensions
- () Engine mount bolts
- () All driveshaft flange and U-joint bolts torqued
- () Wheel lug bolts torqued
- () Dual bolts torqued
- () Hinge pins tightened
- () Check all electrical cables and wire routings keeping away from sharp edges, moving parts and exhaust heat
- () Cab seat adjusts
- () Cab interior upholstery, trim, mouldings and general appearance
- () Cab mount bolts torqued
- () Door latches and lock operation
- () Cab and door glass seals
- () Steering column adjusts

- () Radio working
- () All lights and switches working
- () Paint
- () All decals on and correct
- () Hitch pin (supplied)
- () Operator's manual in cab
- () Record all serial numbers on back cover of Operator's manual
- () Install SMV Emblem

OPERATIONAL SERVICE CHECKS

All Operative Checks are to be performed with the tractor at normal operating temperatures.

- () Engine oil pressure normal
- () Engine temperature normal
- () Engine low idle _____ (Record)
- () Engine high idle _____ (Record)
- () Throttle and linkage
- () All instruments and gauges operational, volt meter in green band
- () Starting and Starter Neutral Switch
- () Steering functions smoothly.
- () Air conditioner and heater operation.
- () Hi-Lo range selector lever operation
- () Hydraulic control valves working
- () Windshield wiper/washer operational
- () Fluid and oil leaks.
- () Park brake
- () Transmission oil level (hot check)
- () Transfer Case Oil Level (hot check)

PERFORMANCE CHECK

- () Transfer Case operation
- () Transmission operation
- () Brake action
- () Engine operation including throttle and governor operation
- () All optional equipment and accessories
- () Steering Operation

OPTIONS

Check as required.

THREE-POINT

- () Lubricate and adjust.
- () Fluid leaks

Dealer Comments _____

Owner's Signature _____ **Date** _____

Customer Copy

STEIGER TRACTOR INC.

P.O. BOX 6006, FARGO, NORTH DAKOTA 58108

Series IV KP 525 200 HOUR CHECK

THIS FORM MUST BE FILLED OUT BY THE DEALER AND SIGNED BY THE CUSTOMER WHEN THE PREDELIVERY CHECK IS PERFORMED IN ORDER FOR THE WARRANTY TO BE VALID.

OWNER NAME			DEALER NAME		
ADDRESS			ADDRESS		
CITY	COUNTY	STATE	CITY	COUNTY	STATE
TELEPHONE NO.		ZIP CODE	DEALER I.D.		ZIP CODE
MACHINE		MODEL NAME	HOURS		
MODEL NO.		TRACTOR S/N	DATE		
ENGINE MODEL		ENGINE S/N	NOTE: Record Serial Numbers Directly From Tractor		

INOPERATIVE SERVICE CHECKS
Check and Adjust as Required.

- Engine Oil Level
- Engine coolant level
- Check all fuel and hydraulic line routings and tightness.
- Brake master cylinder full.
- Hydraulic oil level full
- Transmission oil level (cold check).
- Transfer case oil level (cold check)
- Differential oil levels
- Wheel hub oil levels
- Grease all lube points as required
- Air cleaner filters and hose connections (in position and tight)
- Engine air and exhaust stack
- Tire pressures (check)
- Battery cables tight and clean
- Cab air filter (in position)
- All belt tensions
- Engine mount bolts
- All driveshaft flange and U-joint bolts torqued
- Wheel lug bolts torqued
- Dual bolts torqued
- Hinge pins tightened
- Check all electrical cables and wire routings keeping away from sharp edges, moving parts and exhaust heat
- Cab seat adjusts
- Cab interior upholstery, trim, mouldings and general appearance
- Cab mount bolts torqued
- Door latches and lock operation.
- Cab and door glass seals.
- Steering column adjusts.

- Radio working
- All lights and switches working
- Paint
- All decals on and correct
- Hitch pin (supplied)
- Operator's manual in cab
- Record all serial numbers on back cover of Operator's manual
- Install SMV Emblem

OPERATIONAL SERVICE CHECKS

All Operative Checks are to be performed with the tractor at normal operating temperatures.

- Engine oil pressure normal
- Engine temperature normal
- Engine low idle_____ (Record)
- Engine high idle_____ (Record.)
- Throttle and linkage
- All instruments and gauges operational, volt meter in green band
- Starting and Starter Neutral Switch
- Steering functions smoothly
- Air conditioner and heater operation
- Hi-Lo range selector lever operation.
- Hydraulic control valves working
- Windshield wiper/washer operational
- Fluid and oil leaks.
- Park brake
- Transmission oil level (hot check)
- Transfer Case Oil Level (hot check)

PERFORMANCE CHECK

- Transfer Case operation
- Transmission operation
- Brake action
- Engine operation including throttle and governor operation
- All optional equipment and accessories
- Steering Operation

OPTIONS

Check as required.

THREE-POINT

- Lubricate and adjust
- Fluid leaks

Dealer Comments _____

Owner's Signature _____ **Date** _____

Dealer Copy

STEIGER TRACTOR INC.

P.O. BOX 6006, FARGO, NORTH DAKOTA 58108

Series IV KP 525 200 HOUR CHECK

THIS FORM MUST BE FILLED OUT BY THE DEALER AND SIGNED BY THE CUSTOMER WHEN THE PREDELIVERY CHECK IS PERFORMED IN ORDER FOR THE WARRANTY TO BE VALID.

OWNER NAME			DEALER NAME		
ADDRESS			ADDRESS		
CITY	COUNTY	STATE	CITY	COUNTY	STATE
TELEPHONE NO.		ZIP CODE	DEALER I.D.		ZIP CODE
MACHINE		MODEL NAME	HOURS		
MODEL NO.		TRACTOR S/N	DATE		
ENGINE MODEL		ENGINE S/N	NOTE: Record Serial Numbers Directly From Tractor		

INOPERATIVE SERVICE CHECKS

Check and Adjust as Required.

- Engine Oil Level.
- Engine coolant level.
- Check all fuel and hydraulic line routings and tightness
- Brake master cylinder full
- Hydraulic oil level full
- Transmission oil level (cold check)
- Transfer case oil level (cold check)
- Differential oil levels
- Wheel hub oil levels
- Grease all lube points as required.
- Air cleaner filters and hose connections (in position and tight)
- Engine air and exhaust stack.
- Tire pressures (check)
- Battery cables tight and clean
- Cab air filter (in position)
- All belt tensions.
- Engine mount bolts
- All driveshaft flange and U-joint bolts torqued
- Wheel lug bolts torqued
- Dual bolts torqued
- Hinge pins tightened.
- Check all electrical cables and wire routings keeping away from sharp edges, moving parts and exhaust heat
- Cab seat adjusts.
- Cab interior upholstery, trim, mouldings and general appearance.
- Cab mount bolts torqued
- Door latches and lock operation
- Cab and door glass seals.
- Steering column adjusts

- Radio working
- All lights and switches working.
- Paint
- All decals on and correct.
- Hitch pin (supplied).
- Operator's manual in cab.
- Record all serial numbers on back cover of Operator's manual
- Install SMV Emblem

OPERATIONAL SERVICE CHECKS

All Operative Checks are to be performed with the tractor at normal operating temperatures.

- Engine oil pressure normal
- Engine temperature normal
- Engine low idle _____ (Record)
- Engine high idle _____ (Record)
- Throttle and linkage.
- All instruments and gauges operational, volt meter in green band
- Starting and Starter Neutral Switch
- Steering functions smoothly
- Air conditioner and heater operation.
- Hi-Lo range selector lever operation
- Hydraulic control valves working.
- Windshield wiper/washer operational.
- Fluid and oil leaks.
- Park brake.
- Transmission oil level (hot check)
- Transfer Case Oil Level (hot check)

PERFORMANCE CHECK

- Transfer Case operation
- Transmission operation.
- Brake action
- Engine operation including throttle and governor operation.
- All optional equipment and accessories
- Steering Operation.

OPTIONS

Check as required.

THREE-POINT

- Lubricate and adjust.
- Fluid leaks

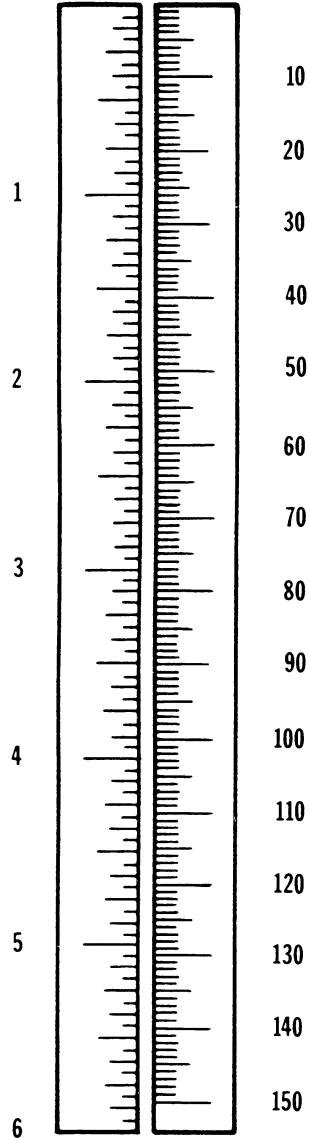
Dealer Comments _____

Owner's Signature _____ **Date** _____

Customer Copy

METRIC (SI) MEASUREMENTS

INCHES MILLIMETRE



English Unit

Metric Equivalent (SI)

Area

1 square inch 6.45 cm² - square centimetre
 1 acre 0.405 ha - hectare

Force

1 pound (force) 4.45 N - newton

Length

1 foot 304.8 mm - millimetre, 30.5 cm - centimetre, 0.305 m - metre
 1 inch 25.4 mm - millimetre, 2.54 cm - centimetre
 1 mile 1609 m - metre, 1.61 km - kilometre

1 pound 0.454 kg - kilogram

Power

1 horsepower 0.746 kW - Kilowatt

Pressure

1 psi 6.89 kPa - kilopascal, 0.00689 MPa - megapascal

Temperature

1 degree Fahrenheit (t - 32) °C - degree Celsius
 1.8

Torque

1 lb (force) - ft 1.356 N m

Velocity

1 mile per hour 1.61 km/h - kilometre per hour

Volume

1 bushel 0.035 m³ - cubic metre
 1 gallon (US) 3.79 L-litre
 1 quart (US) 0.946 L - litre


INTERNATIONAL SYMBOLS



FUEL PRESSURE



FUEL SHUTOFF



AIR PRESSURE



AIR FILTER



OUTSIDE AIR CIRCULATION



ON




OFF



COOLANT LEVEL



COOLANT PRESSURE



COOLANT TEMPERATURE



BRAKE



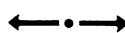
BRAKE – EMERGENCY



AMMETER OR ALTERNATOR




OIL PRESSURE



LEVER – MOVEMENT



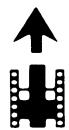
STEERING



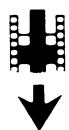
TURN – LEFT




TURN – RIGHT




TRACTOR – FORWARD



TRACTOR – REVERSE



ENGAGE



DISENGAGE

INTERNATIONAL SYMBOLS



TRANSMISSION OR
CONVERTER



TRANSMISSION OR
CONVERTER OIL



TRANSMISSION OR
CONVERTER OIL FILTER



TRANSMISSION OR
CONVERTER OIL LEVEL



TRANSMISSION OR
CONVERTER OIL
PRESSURE



TRANSMISSION OR
CONVERTER OIL
TEMPERATURE



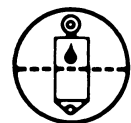
TRANSMISSION DRIVE
OIL LEVEL



TRANSMISSION DRIVE
OIL TEMPERATURE



TRANSMISSION
CONTROL OIL PRESSURE



HYDRAULIC OIL
FILTER



HYDRAULIC OIL
LEVEL



HYDRAULIC OIL
TEMPERATURE



ENGINE OIL



ENGINE OIL
FILTER



ENGINE OIL
LEVEL



ENGINE OIL
PRESSURE



ENGINE – HEAT



ENGINE – START OR
RUNNING



ENGINE – STOP OR
NOT RUNNING



FUEL TANK



FUEL FILTER



FUEL LEVEL

Buy Now



Our support email:

ebooklibonline@outlook.com