


**Cougar
CR-KR
1000 Series**

Operators Manual

37-142

Reprinted

CASE III




 *THIS SAFETY ALERT SYMBOL INDICATES IMPORTANT SAFETY MESSAGES IN THIS MANUAL. WHEN YOU SEE THIS SYMBOL, CAREFULLY READ THE MESSAGE THAT FOLLOWS AND BE ALERT TO THE POSSIBILITY OF PERSONAL INJURY OR DEATH.*

M171B

If Safety Decals on this machine use the words **Danger, Warning or Caution**, which are defined as follows:

- **DANGER:** Indicates an immediate hazardous situation which if not avoided, will result in death or serious injury. The color associated with Danger is RED.
- **WARNING:** Indicates an potentially hazardous situation which if not avoided, will result in serious injury. The color associated with Warning is ORANGE.
- **CAUTION:** Indicates an potentially hazardous situation which if not avoided, may result in minor or moderate injury. It may also be used to alert against unsafe practices. The color associated with Caution is YELLOW.

If Safety Decals on this machine are ISO two panel Pictorial, decals are defined as follows:

- The first panel indicates the nature of the hazard.
- The second panel indicates the appropriate avoidance of the hazard.
- Background color is YELLOW.
- Prohibition symbols such as   and  if used, are RED.



WARNING

IMPROPER OPERATION OF THIS MACHINE CAN CAUSE INJURY OR DEATH. BEFORE USING THIS MACHINE, MAKE CERTAIN THAT EVERY OPERATOR:

- Is instructed in safe and proper use of the machine.
- Reads and understands the Manual(s) pertaining to the machine.
- Reads and understands ALL Safety Decals on the machine.
- Clears the area of other persons.
- Learns and practices safe use of machine controls in a safe, clear area before operating this machine on a job site.

It is your responsibility to observe pertinent laws and regulations and follow Case Corporation instructions on machine operation and maintenance.

C-1000 Series PREDELIVERY CHECK

THIS FORM MUST BE FILLED OUT BY THE DEALER AND SIGNED BY THE CUSTOMER WHEN THE 200 HOUR CHECK IS PERFORMED IN ORDER FOR THE WARRANTY TO BE VALID.

OWNER NAME			DEALER NAME		
ADDRESS			ADDRESS		
CITY	COUNTY	STATE	CITY	COUNTY	STATE
TELEPHONE NO.		ZIP CODE	DEALER I.D.		ZIP CODE
MACHINE		MODEL NAME	HOURS		
MODEL NO.		TRACTOR S/N	DATE		
ENGINE MODEL		ENGINE S/N	NOTE: Record Serial Numbers Directly From Tractor		

**Check and Adjust as Required.
INOPERATIVE SERVICE CHECKS**

- Engine Oil Level.
- Engine coolant level.
- Check all fuel and hydraulic line routings and tightness.
- Brake master cylinder full.
- Hydraulic oil level full.
- Transmission and transfer case oil sump full.
- Differential oil levels.
- Wheel hub oil levels.
- Grease all lube points as required.
- Air cleaner filters and hose connections (in position and tight).
- Engine air and exhaust stack.
- Tire pressures.
- Battery cables tight and clean.
- Cab air filter (in position).
- All belt tensions.
- Engine mount bolts.
- All driveshaft flange and U-joint bolts torqued.
- Wheel lug bolts torqued.
- Dual bolts torqued.
- Hinge pins tightened
- Check all electrical cables and wire routings keeping away from sharp edges, moving parts and exhaust heat.
- Cab seat adjustments and operation.
- Cab interior upholstery, trim, mouldings and general appearance.
- Cab mount bolts torqued.
- Door latches and lock operation.
- Cab and door glass seals.

- Steering column adjusts.
- Radio working.
- All lights and switches working.
- Paint.
- All decals and shields on and correct.
- Hitch pin (supplied).
- Operator's manual in cab.
- Record all serial numbers on back cover of Operator's manual.

OPERATIONAL SERVICE CHECKS
All Operative Checks are to be performed with the tractor at normal operating temperatures.

- Engine oil pressure normal.
- Engine temperature normal.
- Engine low idle _____.(Record.)
- Engine high idle _____.(Record.)
- Throttle and linkage.
- All instruments and gauges operational.
- Starting and Starter Neutral Switch operation
- Steering functions smoothly.
- Air conditioner and heater operation.
- Hi-Lo range selector operation.
- Hydraulic control valves working.
- Windshield wiper/washer operational.
- Fluid and oil leaks.
- Park position in Transfer Case operational.

PERFORMANCE CHECK

- Transmission and Transfer case operation.
- Brake operation.
- Engine operation including throttle and governor operation.
- All optional equipment and accessories.
- Steering Operation.

OPTIONS

Check as required.

THREE-POINT

- Lubricate and adjust as required.
- Fluid leaks.

PTO SYSTEM

- Check master shield operation.
- PTO shaft guard on.
- PTO control and operation.
- Check for fluid leaks.

Dealer Comments _____

Owner's Signature _____ **Date** _____

Dealer Copy

C-1000 Series PREDELIVERY CHECK

THIS FORM MUST BE FILLED OUT BY THE DEALER AND SIGNED BY THE CUSTOMER WHEN THE PREDELIVERY CHECK IS PERFORMED IN ORDER FOR THE WARRANTY TO BE VALID.

OWNER NAME			DEALER NAME		
ADDRESS			ADDRESS		
CITY	COUNTY	STATE	CITY	COUNTY	STATE
TELEPHONE NO.		ZIP CODE	DEALER I.D.		ZIP CODE
MACHINE		MODEL NAME	HOURS		
MODEL NO.		TRACTOR S/N	DATE		
ENGINE MODEL		ENGINE S/N	NOTE: Record Serial Numbers Directly From Tractor		

Check and Adjust as Required.

INOOPERATIVE SERVICE CHECKS

- Engine Oil Level.
- Engine coolant level.
- Check all fuel and hydraulic line routings and tightness.
- Brake master cylinder full.
- Hydraulic oil level full.
- Transmission and transfer case oil sump full.
- Differential oil levels.
- Wheel hub oil levels.
- Grease all lube points as required.
- Air cleaner filters and hose connections (in position and tight).
- Engine air and exhaust stack.
- Tire pressures.
- Battery cables tight and clean.
- Cab air filter (in position).
- All belt tensions.
- Engine mount bolts.
- All driveshaft flange and U-joint bolts torqued.
- Wheel lug bolts torqued
- Dual bolts torqued.
- Hinge pins tightened.
- Check all electrical cables and wire routings keeping away from sharp edges, moving parts and exhaust heat.
- Cab seat adjustments and operation.
- Cab interior upholstery, trim, mouldings and general appearance.
- Cab mount bolts torqued.
- Door latches and lock operation.
- Cab and door glass seals.

- Steering column adjusts
- Radio working.
- All lights and switches working.
- Paint.
- All decals and shields on and correct.
- Hitch pin (supplied).
- Operator's manual in cab.
- Record all serial numbers on back cover of Operator's manual

OPERATIONAL SERVICE CHECKS

All Operative Checks are to be performed with the tractor at normal operating temperatures.

- Engine oil pressure normal.
- Engine temperature normal
- Engine low idle_____ (Record.)
- Engine high idle_____ (Record.)
- Throttle and linkage.
- All instruments and gauges operational.
- Starting and Starter Neutral Switch operation
- Steering functions smoothly.
- Air conditioner and heater operation.
- Hi-Lo range selector operation.
- Hydraulic control valves working.
- Windshield wiper/washer operational.
- Fluid and oil leaks.
- Park position in Transfer Case operational.

PERFORMANCE CHECK

- Transmission and Transfer case operation.
- Brake operation.
- Engine operation including throttle and governor operation.
- All optional equipment and accessories.
- Steering Operation.

OPTIONS

Check as required.

THREE-POINT

- Lubricate and adjust as required
- Fluid leaks

PTO SYSTEM

- Check master shield operation
- PTO shaft guard on.
- PTO control and operation.
- Check for fluid leaks.

Dealer Comments _____

Owner's Signature _____ **Date** _____

Customer Copy

C-1000 Series 200 HOUR CHECK

THIS FORM MUST BE FILLED OUT BY THE DEALER AND SIGNED BY THE CUSTOMER WHEN THE 200 HOUR CHECK IS PERFORMED IN ORDER FOR THE WARRANTY TO BE VALID.

OWNER NAME			DEALER NAME		
ADDRESS			ADDRESS		
CITY	COUNTY	STATE	CITY	COUNTY	STATE
TELEPHONE NO.		ZIP CODE	DEALER I.D.		ZIP CODE
MACHINE		MODEL NAME	HOURS		
MODEL NO.		TRACTOR S/N	DATE		
ENGINE MODEL		ENGINE S/N	NOTE: Record Serial Numbers Directly From Tractor		

**Check and Adjust as Required.
INOPERATIVE SERVICE CHECKS**

- Engine Oil Level
- Engine coolant level
- Check all fuel and hydraulic line routings and tightness
- Brake master cylinder full.
- Hydraulic oil level full
- Transmission and transfer case oil sump full
- Differential oil levels
- Wheel hub oil levels
- Grease all lube points as required
- Air cleaner filters and hose connections (in position and tight).
- Engine air and exhaust stack
- Tire pressures
- Battery cables tight and clean
- Cab air filter (in position)
- All belt tensions
- Engine mount bolts
- All driveshaft flange and U-joint bolts torqued
- Wheel lug bolts torqued.
- Dual bolts torqued
- Hinge pins tightened.
- Check all electrical cables and wire routings keeping away from sharp edges, moving parts and exhaust heat.
- Cab seat adjustments and operation
- Cab interior upholstery, trim, mouldings and general appearance
- Cab mount bolts torqued
- Door latches and lock operation
- Cab and door glass seals

- Steering column adjusts
- Radio working
- All lights and switches working
- Paint
- All decals and shields on and correct
- Hitch pin (supplied)
- Operator's manual in cab
- Record all serial numbers on back cover of Operator's manual

OPERATIONAL SERVICE CHECKS
All Operative Checks are to be performed with the tractor at normal operating temperatures.

- Engine oil pressure normal
- Engine temperature normal
- Engine low idle _____ (Record)
- Engine high idle _____ (Record)
- Throttle and linkage
- All instruments and gauges operational
- Starting and Starter Neutral Switch operation
- Steering functions smoothly
- Air conditioner and heater operation
- Hi-Lo range selector operation
- Hydraulic control valves working
- Windshield wiper/washer operational
- Fluid and oil leaks
- Park position in Transfer Case operational

PERFORMANCE CHECK

- Transmission and Transfer case operation
- Brake operation
- Engine operation including throttle and governor operation
- All optional equipment and accessories
- Steering Operation

OPTIONS
Check as required.

THREE-POINT

- Lubricate and adjust as required
- Fluid leaks

PTO SYSTEM

- Check master shield operation
- PTO shaft guard on
- PTO control and operation
- Check for fluid leaks

Dealer Comments _____

Owner's Signature _____ **Date** _____

Customer Copy

C-1000 Series 200 HOUR CHECK

THIS FORM MUST BE FILLED OUT BY THE DEALER AND SIGNED BY THE CUSTOMER WHEN THE 200 HOUR CHECK IS PERFORMED IN ORDER FOR THE WARRANTY TO BE VALID.

OWNER NAME			DEALER NAME		
ADDRESS			ADDRESS		
CITY	COUNTY	STATE	CITY	COUNTY	STATE
TELEPHONE NO.		ZIP CODE	DEALER I.D.		ZIP CODE
MACHINE		MODEL NAME	HOURS		
MODEL NO.		TRACTOR S/N	DATE		
ENGINE MODEL		ENGINE S/N	NOTE: Record Serial Numbers Directly From Tractor		

**Check and Adjust as Required.
INOOPERATIVE SERVICE CHECKS**

- Engine Oil Level.
- Engine coolant level.
- Check all fuel and hydraulic line routings and tightness.
- Brake master cylinder full.
- Hydraulic oil level full.
- Transmission and transfer case oil sump full.
- Differential oil levels.
- Wheel hub oil levels.
- Grease all lube points as required.
- Air cleaner filters and hose connections (in position and tight).
- Engine air and exhaust stack.
- Tire pressures.
- Battery cables tight and clean.
- Cab air filter (in position).
- All belt tensions
- Engine mount bolts.
- All driveshaft flange and U-joint bolts torqued.
- Wheel lug bolts torqued.
- Dual bolts torqued
- Hinge pins tightened.
- Check all electrical cables and wire routings keeping away from sharp edges, moving parts and exhaust heat
- Cab seat adjustments and operation.
- Cab interior upholstery, trim, mouldings and general appearance
- Cab mount bolts torqued.
- Door latches and lock operation.
- Cab and door glass seals.

- Steering column adjusts.
- Radio working.
- All lights and switches working.
- Paint.
- All decals and shields on and correct.
- Hitch pin (supplied).
- Operator's manual in cab.
- Record all serial numbers on back cover of Operator's manual.

OPERATIONAL SERVICE CHECKS
All Operative Checks are to be performed with the tractor at normal operating temperatures.

- Engine oil pressure normal.
- Engine temperature normal.
- Engine low idle_____(Record.)
- Engine high idle_____(Record.)
- Throttle and linkage.
- All instruments and gauges operational.
- Starting and Starter Neutral Switch operation
- Steering functions smoothly.
- Air conditioner and heater operation.
- Hi-Lo range selector operation.
- Hydraulic control valves working.
- Windshield wiper/washer operational.
- Fluid and oil leaks.
- Park position in Transfer Case operational.

PERFORMANCE CHECK

- Transmission and Transfer case operation.
- Brake operation.
- Engine operation including throttle and governor operation.
- All optional equipment and accessories.
- Steering Operation.

OPTIONS

Check as required.

THREE-POINT

- Lubricate and adjust as required.
- Fluid leaks.

PTO SYSTEM

- Check master shield operation.
- PTO shaft guard on.
- PTO control and operation.
- Check for fluid leaks.

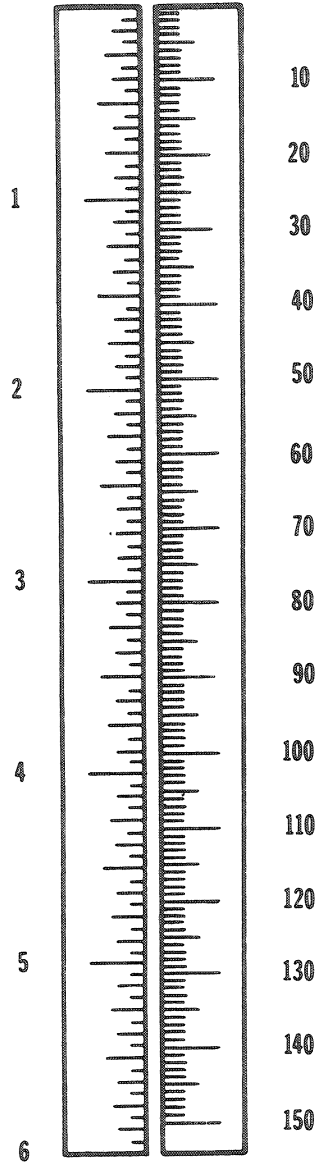
Dealer Comments _____

Owner's Signature _____ **Date** _____

Dealer Copy

METRIC (SI) MEASUREMENTS

INCHES MILLIMETRE



English Unit

Metric Equivalent (SI)

Area

1 square inch 6.45 cm² - square centimetre
1 acre 0.405 ha - hectare

Force

1 pound (force) 4.45 N - newton

Length

1 foot 304.8 mm - millimetre, 30.5 cm - centimetre, 0.305 m - metre
1 inch 25.4 mm - millimetre, 2.54 cm - centimetre
1 mile 1609 m - metre, 1.61 km - kilometre

1 pound 0.454 kg - kilogram

Power

1 horsepower 0.746 kW - Kilowatt

Pressure

1 psi 6.89 kPa - kilopascal, 0.00689 MPa - megapascal

Temperature

1 degree Fahrenheit $(t - 32) \div 1.8$ °C - degree Celsius

Torque

1 lb (force) - ft 1.356 N m

Velocity

1 mile per hour 1.61 km/h - kilometre per hour

Volume

1 bushel 0.035 m³ - cubic metre
1 gallon (US) 3.79 L-litre
1 quart (US) 0.946 L - litre


INTERNATIONAL SYMBOLS



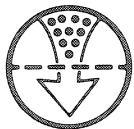
FUEL PRESSURE



FUEL SHUTOFF



AIR PRESSURE




AIR FILTER




OUTSIDE AIR CIRCULATION



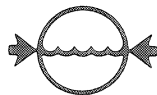
ON



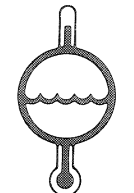
OFF



COOLANT LEVEL



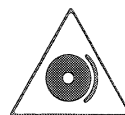
COOLANT PRESSURE



COOLANT TEMPERATURE



BRAKE



BRAKE – EMERGENCY




AMMETER OR ALTERNATOR



OIL PRESSURE



LEVER – MOVEMENT



STEERING



TURN – LEFT




TURN – RIGHT



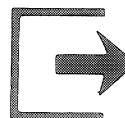
TRACTOR – FORWARD



TRACTOR – REVERSE




ENGAGE




DISENGAGE

INTERNATIONAL SYMBOLS




TRANSMISSION OR
CONVERTER



TRANSMISSION OR
CONVERTER OIL



TRANSMISSION OR
CONVERTER OIL FILTER




TRANSMISSION OR
CONVERTER OIL LEVEL



TRANSMISSION OR
CONVERTER OIL
PRESSURE



TRANSMISSION OR
CONVERTER OIL
TEMPERATURE



TRANSMISSION DRIVE
OIL LEVEL



TRANSMISSION DRIVE
OIL TEMPERATURE




TRANSMISSION
CONTROL OIL PRESSURE



HYDRAULIC OIL
FILTER



HYDRAULIC OIL
LEVEL



HYDRAULIC OIL
TEMPERATURE




ENGINE OIL



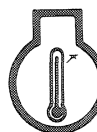
ENGINE OIL
FILTER



ENGINE OIL
LEVEL



ENGINE OIL
PRESSURE



ENGINE – HEAT



ENGINE – START OR
RUNNING




ENGINE – STOP OR
NOT RUNNING



FUEL TANK



FUEL FILTER



FUEL LEVEL

Buy Now



Our support email:

ebooklibonline@outlook.com