



**V
E
R
S
A
T
I
L
E**

935

CONSTANT POWER

OPERATOR'S MANUAL



1978

PU1016/Rev A

Reprinted

VERSATILE WARRANTY

VERSATILE MANUFACTURING LTD. (VERSATILE) warrants each item of new Versatile equipment sold by it to be free from defects in material and workmanship under normal use and service. The sole obligation of Versatile to the Dealer under this warranty is limited to repairing or replacing, as Versatile may elect, any part or parts that prove in Versatile's judgment to be defective in material or workmanship within one year after delivery to the original purchaser, under normal farm use. Such a defective part or parts will be replaced or repaired ONLY TO THE ORIGINAL PURCHASER, such repair or replacement will be done at the location of the selling Versatile Dealer. Purchaser must give written notice to the Authorized Dealer from whom equipment was purchased of any claimed defect and the Dealer will have a reasonable time under the circumstances then existing to repair or replace said part or parts found to be defective. It is understood that if there is any delay in giving such written notice wherein it is possible that the alleged defective part may have caused damage or defects to other parts of the equipment, then this warranty shall not cover the repairs necessitated therein.

NOTE: THE SOLE REMEDY OF THE PURCHASER FOR BREACH OF THIS WARRANTY IS THE REPAIR OR REPLACEMENT OF DEFECTIVE PARTS.

This warranty does not extend to the engine or tires on Versatile tractors which are manufactured by others, and which carry separate warranties from said manufacturers. There are no representations, warranties, or conditions express or implied, statutory or otherwise, except those herein contained and no agreement collateral otherwise, except those herein contained and no agreement collateral hereto shall be binding upon either party unless in writing hereon or attached hereto, signed by purchaser and accepted by Versatile at its head office.

Versatile's liability under this warranty is limited to the repairing or replacing of parts, and Versatile shall in no event be liable to the Purchaser for consequential damages or loss of profits on crops sustained by it as a result of any defect in material or workmanship on any of the equipment covered by this warranty.

Versatile equipment is warranted for agricultural use only. This Warranty does not cover industrial application. ALTERING, MODIFYING OR ADDING ADDITIONAL EQUIPMENT WHICH IS NOT APPROVED FOR INSTALLATION ON VERSATILE EQUIPMENT BY THE COMPANY WILL VOID THE WARRANTY.

All Warranties are subject to the legislation of the state or province in which the machine is sold.

***THERE WILL BE NO DEVIATION FROM THE PROCEDURE AS OUTLINED*.**

NOTE: THERE ARE NO WARRANTIES, EXPRESS OR IMPLIED, INCLUDING WARRANTIES OF MERCHANTABILITY OR FITNESS FOR A PARTICULAR PURPOSE BY VERSATILE OR ITS AUTHORIZED DEALER, REGARDING VERSATILE EQUIPMENT EXCEPT THE WARRANTY AGAINST DEFECTS IN MATERIAL OR WORKMANSHIP EXPRESSED HEREIN. NO PERSON IS AUTHORIZED TO BIND VERSATILE FOR ANY OTHER WARRANTY WHATSOEVER.

DELIVERY SERVICE FOR VERSATILE FOUR WHEEL DRIVE TRACTORS

ATTENTION DEALERS! This form must be filled out and signed by both the dealer and customer at time of delivery and RETURN IMMEDIATELY to VERSATILE Manufacturing Ltd.

Delivered to _____ Dealer _____

R.R. No. _____ Box No. _____ R.R. No. _____ Box No. _____

Town _____ Town _____

State/Province _____ State/Province _____

Zip Code/Postal Code _____ Zip Code/Postal Code _____

Tractor Model No. _____ Tractor Serial No. _____

Frame Stamp No. _____ Engine Serial No. _____

I have thoroughly instructed the customer on the above equipment which review included the Operator's Manual content, equipment care, maintenance, adjustments and safe operation. The VERSATILE warranty and all cards have been filled out with the purchaser.

Date _____ Dealer's Signature _____

The above equipment and Operator's Manual have been received by me and I have been thoroughly instructed as to care, maintenance, adjustment, safe operation and VERSATILE warranty policy.

Date _____ Owner's Signature _____

----- FOLD BACK HERE AND ADD CARBON -----

DEALER'S COPY

DELIVERY SERVICE FOR VERSATILE FOUR WHEEL DRIVE TRACTORS

ATTENTION DEALERS! This form must be filled out and signed by both the dealer and customer at time of delivery and RETURN IMMEDIATELY to VERSATILE Manufacturing Ltd.

Delivered to _____ Dealer _____

R.R. No. _____ Box No. _____ R.R. No. _____ Box No. _____

Town _____ Town _____

State/Province _____ State/Province _____

Zip Code/Postal Code _____ Zip Code/Postal Code _____

Tractor Model No. _____ Tractor Serial No. _____

Frame Stamp No. _____ Engine Serial No. _____

I have thoroughly instructed the customer on the above equipment which review included the Operator's Manual content, equipment care, maintenance, adjustments and safe operation. The VERSATILE warranty and all cards have been filled out with the purchaser.

Date _____ Dealer's Signature _____

The above equipment and Operator's Manual have been received by me and I have been thoroughly instructed as to care, maintenance, adjustment, safe operation and VERSATILE warranty policy.

Date _____ Owner's Signature _____

OWNER'S COPY

DELIVERY SERVICE FOR VERSATILE FOUR WHEEL DRIVE TRACTORS

ATTENTION DEALERS! This form must be filled out and signed by both the dealer and customer at time of delivery and RETURN IMMEDIATELY to VERSATILE Manufacturing Ltd.

Delivered to _____ Dealer _____

R.R. No. _____ Box No. _____ R.R. No. _____ Box No. _____

Town _____

State/Province _____

Zip Code/Postal Code _____

Tractor Model No. _____ Tractor Serial No. _____

Frame Stamp No. _____ Engine Serial No. _____

I have thoroughly instructed the customer on the above equipment which review included the Operator's Manual content, equipment care, maintenance, adjustments and safe operation. The VERSATILE warranty and all cards have been filled out with the purchaser.

Date _____ Dealer's Signature _____

The above equipment and Operator's Manual have been received by me and I have been thoroughly instructed as to care, maintenance, adjustment, safe operation and VERSATILE warranty policy.

Date _____ Owner's Signature _____

VERSATILE COPY

INTRODUCTION

We at VERSATILE Manufacturing Ltd. are pleased that you have chosen a VERSATILE Four-Wheel Drive Tractor for your farming operation. The founders of VERSATILE pioneered the development of the four-wheel drive tractor. It has evolved through ideas and suggestions submitted to us by customers such as yourself.

We ask that you study this manual and adopt the preventative maintenance program outlined in it. Good preventative maintenance should provide trouble free service for years. The suggested schedule has been designed to meet most operating conditions. It may be necessary to adjust your maintenance program to suit your specific operating conditions and to perform the maintenance more often than outlined.

As the purchaser of a VERSATILE Four-Wheel Drive Tractor you have also received a Cummins' Operation and Maintenance Manual. We would ask that for maintenance on the engine, which is not covered by our tractor manual, you follow the instructions in the Cummins' manual. Before placing the tractor in service become familiar with all the procedures described in both the engine manual and the tractor manual.

Review with all operators on at least a yearly basis, the proper and safe way to operate and maintain the tractor. All operators should know the tractor completely before operating it.

Your dealer is factory-trained to provide you with genuine parts and professional repair service. Consult him regarding your service needs. He is working for you.

IMPORTANT NOTE

This manual is applicable to Serial No. 935 78 071760 and subsequent.

SERIAL NUMBER LOCATION

IMPORTANT:

When ordering parts, state the serial number of the tractor and/or engine. The tractor serial number is stamped on the rear of the front frame section and on a metal tag on lower left hand side of the doorpost. The engine (Cummins) serial number is on a metal tag on engine's left cylinder bank.

Write your model and serial number information here:

ENGINE

MAKE

CUMMINS

MODEL

VT-903


SERIAL _____

TRACTOR

MODEL

935


SERIAL _____




Engine Plate

FRAME

SERIAL _____



Tractor Plate



Frame Stamp

TABLE OF CONTENTS

SECTION	PAGE	SECTION	PAGE
Specifications	6	Fuels And Fluids	30
Tractor Safety	10	Fuels	30
Emergency Exit	12	Fluids	30
Safety Decal Location	13	coolant	30
Controls And Instruments	14	adding coolant	30
Operation	21	replacing coolant	30
Engine break-in	21	specifications	30
Prestart inspection	21	dry chemical additive (DCA)	30
Engine starting	21	liquid ballast	31
Cold weather starting	22	hydraulic fluid	31
Shifting gears	22	Lubricant chart	32
Stopping tractor	23	Routine Service And Lubrication	33
Drawbar	23	Break-in period	33
Fuel system	23	Periodic servicing	33
priming fuel system	23	Recommended service intervals	34
fuel tanks	23	A: Air cleaner	36
fuel storage	24	outer element	36
Tire inflation	24	inner element	36
Tire ballast	25	tube connections	36
checking wheel slippage	25	B: Cooling system	36
Hydraulic system — implement and steering	25	DCA filter	37
flow control valve	26	C: Grill and radiators	37
hydraulic couplers	26	D: Electrical system	38
Air conditioned cab	26	cleaning batteries	38
cab pressurizer (fan)	26	alternator	39
temperature control	27	E: Cab air intake filter elements	39
selecting inside-outside air mix	27	F: Steering and implement hydraulics	39
dehumidifying the cab air	27	G: Wheels, tires and axle-mounting bolts	40
purging stale air	27	single wheels	40
hot and cold weather	27	duals wheels	41
Light system	27	axle bolts	41
Three-point hitch (optional)	28	tire care	41
depth limit control valve	29	H: Brake adjustment	41
adjusting implement lowering rate	29	I: Transmission circuit	42
Towing	29	J: Ether starting aid (cold start)	42
Turning	29	cleaning the atomizer	43
		lubricating the control cable	43

SECTION	PAGE	SECTION	PAGE
L: Engine oil and filters	43	Storage and Preparation	54
full-flow filters	43	Storing the tractor	54
by-pass filter	43	Storing	54
M: Fuel system maintenance	45	Storing batteries	54
N: Visual inspection	45	Removal from storage	55
O: Air conditioners	46	Initial engine startup	55
P: Lubrication	46	Electrical System	56
lube points	47	Fuses and circuit breakers	56
lube schedule	48	Wiring diagram code	57
Troubleshooting	50	Wiring schematics — starter, lights and	
Steering and implement control	50	accessory circuit	58
Cab comfort system	52	— cab console circuit	59
Engine	53	— cab ceiling circuit	60
		— electrical circuit	61
		System Schematics	62
		Transmission lubrication	62
		Air conditioning and heater	62
		Steering and implement circuit	63
		Three-point hitch	63

Thank you so much for reading.
Please click the “Buy Now!”
button below to download the
complete manual.



After you pay.

You can download the most
perfect and complete manual in
the world immediately.

Our support email:

ebooklibonline@outlook.com