

Operator's Manual

5550

TRACTOR-LOADER-BACKHOE

FORD

42555010

Reprinted



foreword

This manual has been prepared to assist you in the proper break-in, daily care, and operation of your new Ford 5550 Tractor-Loader-Backhoe. It contains specific information on its many features; the attachments that are available; instructions for making minor repairs and adjustments; safety precautions; general specifications; suggested operating techniques; and your Tractor Service Policy.

Your Ford 5550 has been carefully inspected before leaving the factory and also by your Ford Tractor-Equipment Dealer, prior to delivery, to see that it is "ready to go." To keep it in this "ready to go" condition, it is important to follow regularly scheduled service periods as recommended in this manual.

Any references to right, left, front or rear, when referring to the *loader* or *tractor* portions of the Ford 5550, is as viewed from the operator's seat when the seat is facing forward for forward travel. When referring to the *backhoe* portion of the Ford 5550, all references to left and right are as viewed from the operator's seat while facing rearward, which is normal for backhoe operation.

When ordering parts, whether they be for the tractor, loader or backhoe portion of the Ford 5550, left and right is established as viewed from behind the entire unit.

The Ford 5550 Serial Number is important should your unit require future service. Have your Dealer record this number, along with the other information called for in the spaces below.

Read this manual carefully before operating your Ford 5550 and keep it in a convenient location for future reference. If, at any time, you have a service problem concerning your new Ford 5550, remember that your Ford Tractor-Equipment Dealer has factory-trained service personnel, genuine Ford parts, and the necessary tools and equipment to best satisfy your service needs.

Ford Tractor Operations

Ford Motor Company

ISSUED TO:

ISSUED BY:

Owner's Name

Ford Tractor-Equipment Dealer

Mailing Address

City


City

State

State

Delivery Date

Ford 5550 Serial Number



PLEASE READ CAREFULLY


The **TRACTOR SERVICE POLICY** on page ii is your assurance that your Ford Tractor-Equipment Dealer has properly inspected and prepared your new Ford 5550 for delivery. Because the policy must be used whenever you request authorized service, we recommend that you keep this manual in a safe, convenient place.

The **WARRANTY** on page iii explains the coverage that is extended to your Ford 5550 during the warranty period. After you read the warranty ask your dealer to explain any points that you may not understand.

For a complete list of the pre-delivery service checks performed by your dealer, refer to **PRE-DELIVERY SERVICE** on the upper portion of pages 73 and 75. The copy on page 73 is your record of the service performed, and the copy on page 75, which is to be removed from the manual, is your dealer's record. **MAKE SURE THAT YOU AND THE DEALER SIGN BOTH COPIES.**

After you have operated your Ford 5550 for fifty hours, take this manual and the vehicle to your dealer. He will then perform the factory recommended **50-HOUR SERVICE** as listed on the lower portion of pages 73 and 75—without charge—except for lubricants, hydraulic oil, or filters replaced as part of normal maintenance. **MAKE SURE THAT YOU AND THE DEALER SIGN BOTH COPIES.**

A **VEHICLE IDENTIFICATION PLATE** is located under the hood on the rocker arm cover. The numbers on the plate are important should your Ford 5550 require future service. For your convenience, have your dealer record the numbers in the appropriate space below.

	
TRACTOR NUMBER <input type="text"/>	
MODEL <input type="text"/>	UNIT <input type="text"/>
ENGINE <input type="text"/>	
TRANSMISSION <input type="text"/>	REAR AXLE <input type="text"/>
HYDRAULIC PUMP <input type="text"/>	HYDRAULIC LIFT <input type="text"/>

Tractor Service Policy

PROPER CARE OF YOUR FORD 5550

Your new Ford Tractor has been properly inspected and prepared for delivery in the manner recommended by Ford Motor Company. Continued efficiency as well as economy in operation, however, depends upon the care received. Systematic attention to lubrication, regular inspection, and necessary adjustments by a Ford Tractor-Equipment dealer, usually will result in greater satisfaction for you.

WARRANTY SERVICE

Should the replacement of any part become necessary under the warranty, the selling dealer will make the replacement without charge to you for the part or for the labor required to replace the part.

If you move to another location during the warranty period, the warranty service to which you are entitled under this policy will be performed by the nearest authorized Ford Tractor-Equipment Dealer without charge for material or labor when the equipment is brought into his shop. In order to obtain this service, you must present this policy to the servicing dealer before the warranty period expires. For your further information and guidance, any of the following services performed in connection with your Tractor under warranty are additional cost items and are not provided for in this Service Policy.

- 50-hour inspection (when performed by other than Selling Dealer)
- Pick-up and delivery
- Service calls
- Replacement of filters and replenishing of lubricants
- Loaner equipment (made available at the discretion of the dealer who may or may not levy a charge for this service)

AFTER THE WARRANTY PERIOD HAS ELAPSED

The selling Dealer, will at any time give your Ford 5550 a free inspection in his shop using factory-recommended equipment and the experience of trained mechanics and service analysts. He will advise you concerning the most economical and efficient maintenance. No charge will be made for such inspections, but repair or maintenance operations authorized by you will be charged for at his regular prices for such work.

Warranty

FORD MOTOR COMPANY warrants to the owner each part of this Ford Tractor and/or Ford Implement or Ford Equipment to be free, under normal use and service, from defects in material and workmanship for a period of six months from the date of sale to the original retail purchaser. This warranty shall be fulfilled by the Dealer (or, if the owner of the tractor is traveling or has become a resident of a different locality, by any authorized Ford Tractor-Equipment Dealer) by replacing or repairing at his place of business, free of charge included related labor, any such defective part.

This warranty shall not apply to (1.) vendor-warranted items such as tires and tubes, (2.) to normal maintenance services (such as engine tune-up, fuel system cleaning and wheel, brake and clutch adjustments), or (3.) to normal replacement of service items (such as filters, brake or clutch linings), or (4.) to deterioration of belts and exterior finish due to normal use or exposure, or (5.) to parts of any tractor or equipment that has been subject to negligence, alteration or accident, or which has been used with parts or equipment not made or supplied by FORD MOTOR COMPANY if, in the reasonable judgment of the Company and/or its authorized Dealers, such use affects its performance or reliability, or (6.) to parts of any tractor that have been altered or repaired outside of the Dealer's place of business in a manner so as in the reasonable judgment of the Company to affect its performance or reliability.

This warranty is expressly in LIEU OF any other express or implied warranty, including any implied WARRANTY OF MERCHANTABILITY or FITNESS and of any other obligation on the part of the Company and/or its authorized Dealers.

BATTERY ADJUSTMENT POLICY—Any original Ford equipment or Ford accessory battery found to be defective after expiration of the regular six month warranty coverage to the original purchaser, will be replaced by any authorized Ford Tractor-Equipment Dealer on a pro rata basis for a period from 7 to 18 months, but not exceeding 24 months from date of sale to original purchaser.

FORD MOTOR COMPANY reserves the right to make changes in its products at any time and without prior notice. When such changes are made, neither FORD MOTOR COMPANY or its Dealers assume any obligation to make these changes in products previously manufactured.

This warranty covers Ford Tractors and Equipment sold for use within the continental boundaries of the United States only.

*whatever your service needs . . .
whatever your parts or accessories
requirements . . . your Ford Tractor-
Equipment Dealer is equipped
to serve you better . . . for less!*

When you see this "sign of service" it means that your Ford Tractor-Equipment Dealer is prepared to give you top quality service for your tractor and implements. Whether it's in the shop or emergency service in the field, he's using factory approved methods to keep your equipment in top operating condition . . . to keep you "on the go."



Service Center

Genuine Ford Tractor and Equipment parts are made better . . . to fit better . . . to last longer. Because they are designed specifically for Ford Equipment these parts will give you top value in long, dependable service. Always insist on genuine Ford parts for dependability.



Authorized Service

contents



safety precautions	2
controls and instruments	3
general	4
loader controls	9
backhoe controls	10
operation	13
break-in procedures	14
starting the engine	14
loader operation	18
backhoe operation	24
loader attachments	31
backhoe attachments	33
weighting limitations	36
lubrication and maintenance	39
lubrication and maintenance chart	40
fuels and lubricants	41
fuel and lubricant service procedures	43
general maintenance	51
hydraulic hoses and tubing	65
storing the Ford 5550	65
specifications	67
pre-delivery and 50-hour service	73

safety precautions

The following precautions are suggested to help prevent accidents.

1. Check for secure pivot pins, snap rings, and main attaching bolts prior to each days operation.
2. Use the hand holds when getting on and off the Ford 5550.
3. Never start the engine while standing beside the unit. Always start the engine while sitting in the operator's seat.
4. Never operate the loader or backhoe controls while standing on the ground.
5. Do not bypass the safety starter switch. Consult your Ford Tractor-Equipment Dealer if your safety starter controls are malfunctioning.
6. Do not permit anyone to ride on the Ford 5550 with the operator.
7. Never allow anyone to get under the loader or backhoe buckets, or reach through the lift arms when the buckets are raised.
8. Always lower the loader and backhoe buckets to the ground and shut off the engine and apply the parking brake lock before getting off the unit. Never get off the unit while it is in motion.
9. Always be watchful of bystanders when operating the loader, when lowering the stabilizers, or when operating the backhoe.
10. Use care when operating on steep grades to maintain proper stability, also drive at speeds compatible with safety, especially when operating over rough ground, crossing ditches, slopes, or when turning.
11. Avoid full reach and swinging a loaded backhoe bucket to the downhill side when operating on a slope.
12. Always be sure of water, gas, sewage, and electrical line locations before you start to dig.
13. Never make mechanical adjustments while the unit is in motion.
14. Never make repairs or tighten hydraulic hoses or fittings when the system is under pressure, when the engine is running, or when the loader or backhoe cylinders are under a load.
15. Always attach the backhoe transport chains before transporting the Ford 5550.
16. Always check overhead clearance, especially when transporting the unit.
17. When necessary to tow the Ford 5550, do not exceed 15 mph (24.3 kph).
18. Always apply the parking brake lock when parking the Ford 5550, and remove the starter key when leaving the unit parked or unattended.
19. Never refuel the Ford 5550 when the engine is hot or running.
20. Always keep the brakes and power steering system in good operating condition.
21. Always use the headlamps and work lamps for night work.
22. Use the flasher warning lamp when operating on public roads, day or night, unless prohibited by law in your State.
23. Read this manual carefully to acquaint yourself with the Ford 5550. Working with unfamiliar equipment can lead to accidents.

Whenever you see this symbol




it means:

ATTENTION! BECOME ALERT! YOUR SAFETY IS INVOLVED!

controls

and

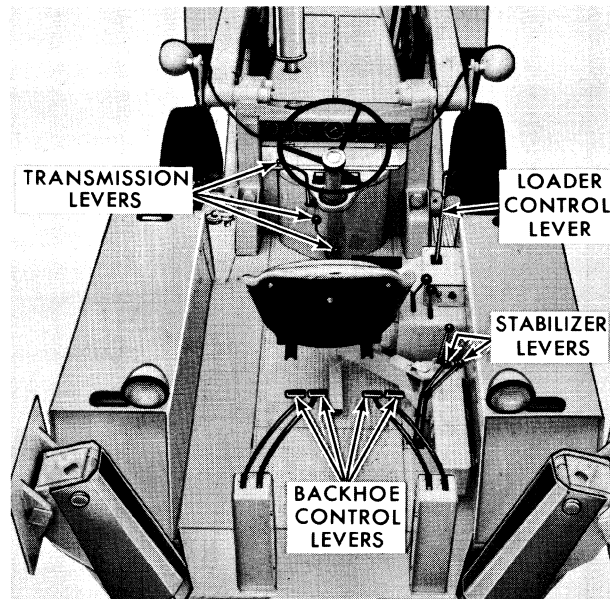
instruments



The controls on your new Ford 5550 are designed for efficient operation and are located within comfortable reach of the operator, thereby reducing operator fatigue.

All instruments are centrally located so that you can tell at a glance whether the unit is operating properly. The instruments also warn you of possible trouble before it becomes serious.

Before attempting to start or operate your new Ford 5550, familiarize yourself with the location and function of all controls and instruments as described on the following pages.



Know your controls and instruments
 **to assure Safe Operation.** 

Thank you so much for reading.
Please click the “Buy Now!”
button below to download the
complete manual.



After you pay.
You can download the most
perfect and complete manual in
the world immediately.

Our support email:
ebooklibonline@outlook.com