

OPERATOR'S AND PARTS MANUAL

POWER RAKES

PR1184



FRONTIER
EQUIPMENT

TABLE OF CONTENTS

PREFACE..... 2

SAFETY PRECAUTIONS

 Safety Statements..... 3

 General Safety Precautions 3-5

 Equipment Safety Precautions..... 5-7

SAFETY DECALS..... 8-9

SET-UP..... 10-13

OPERATIONAL PROCEDURE..... 14-21

MAINTENANCE 22-27

TROUBLESHOOTING 28

SPECIFICATIONS

 Attachment Specifications..... 29

 Bolt Torque specifications 30

ASSEMBLY AND PARTS IDENTIFICATION..... 32-61

PREFACE


GENERAL INFORMATION

The purpose of this manual is to assist you in operating and maintaining your attachment. Read it carefully. It furnishes information and instructions that will help you achieve years of dependable performance.

These instructions have been compiled from field experience and engineering data. Some information may be general in nature, due to unknown and varying operating conditions. However, through experience and these instructions, you should be able to develop procedures suitable to your particular situation.


The illustrations and data used in this manual were current at the time of printing. However, due to possible in line production changes, your machine may vary slightly in detail. We reserve the right to redesign and change the machines as may be necessary without notification.

Throughout this manual, references are made to right and left direction. These are determined by standing behind the tractor facing the direction of forward travel.



¡LEA EL INSTRUCTIVO!

Si no lee Ingles, pida ayuda a
alguien que si lo lea para que le
truduzca lasmedidas de seguridad.

WARNING!  Never let anyone operate this unit without reading the "Safety Precautions" and "Operations" sections of this manual. Always choose hard, level ground to park the unit on and set the brake so the unit cannot roll.

BEFORE OPERATION

The primary responsibility for safety with this equipment falls to the operator. Make sure the equipment is operated only by trained individuals that have read and understand this manual. If there is any portion of this manual or function you do not understand, contact your local Frontier Dealer.

SERVICE

When servicing your product, remember to use only manufacturer replacement parts. Substitute parts may not meet the standards required for safe, dependable operation.

To facilitate parts ordering, record the model and serial number of your unit in the space provided on this page. This information may be obtained from the identification plate located on the product.

Any questions related to this attachment should be directed to your local Frontier dealer.

MODEL: _____ **DATE:** _____

SERIAL NUMBER: _____ (See parts section for location.)

SAFETY STATEMENTS



DANGER This statement is used where serious injury or death will result if the instructions are not followed properly.



WARNING This statement is used where serious injury or death could result if the instructions are not followed properly.



CAUTION This statement is used where minor injury could result if the instructions are not followed properly.

NOTICE

This statement is used where equipment or property damage could result if the instructions are not followed properly.



This symbol by itself or used with a safety signal word throughout this manual is used to call your attention to instructions involving your personal safety or the safety of others. Failure to follow these instructions can result in injury or death.

GENERAL SAFETY PRECAUTIONS



WARNING READ MANUAL PRIOR TO INSTALL

Improper installation, operation, or maintenance of this equipment could result in serious injury or death. Operators and maintenance personnel should read this manual as well as all manuals related to this equipment and the prime mover thoroughly before beginning installation, operation, or maintenance.

FOLLOW ALL SAFETY INSTRUCTIONS IN THIS MANUAL AND THE PRIME MOVERS MANUAL.



WARNING READ AND UNDERSTAND ALL SAFETY STATEMENTS

Read all safety decals and safety statements in all manuals prior to operating or working on this equipment. Know and obey all OSHA regulations, local laws and other professional guidelines for your operation. Know and follow good work practices when assembling, maintaining, repairing, mounting, removing or operating this equipment.



KNOW YOUR EQUIPMENT

Know your equipment's capabilities, dimensions and operations before operating. Visually inspect your equipment before you start, and never operate equipment that is not in proper working order with all safety devices intact. Check all hardware to assure it is tight. Make certain that all locking pins, latches, and connection devices are properly installed and secured. Remove and replace any damaged, fatigued or excessively worn parts. Make certain all safety decals are in place and are legible. Keep decals clean, and replace them if they become worn and hard to read.

WARNING PROTECT AGAINST FLYING DEBRIS

Always wear proper safety glasses, goggles or a face shield when driving pins in or out or when any operation causes dust, flying debris, or any other hazardous material.

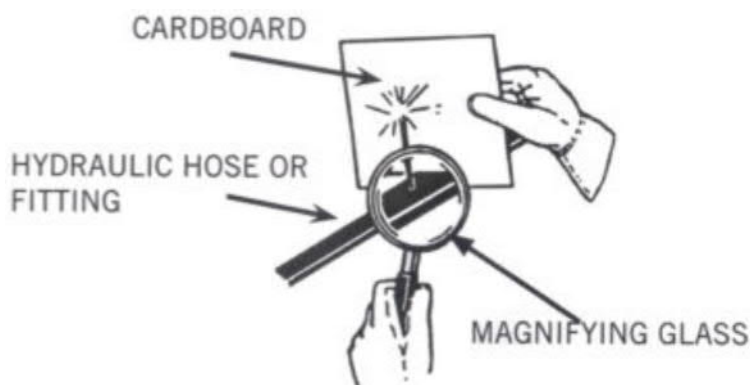
WARNING LOWER OR SUPPORT RAISED EQUIPMENT

Do not work under raised 3 point lift arms without supporting them. Do not use support material made of concrete blocks, logs, buckets, barrels or any other material that could suddenly collapse or shift positions. Make sure support material is solid, not decayed, warped, twisted, or tapered. Lower lift arms to ground level or onto blocks. Lower lift arms and attachments to the ground before leaving the cab or operator's station.

WARNING USE CARE WITH HYDRAULIC FLUID PRESSURE

Hydraulic fluid pressure can penetrate the skin and cause serious injury or death. Hydraulic leaks under pressure may not be visible. Before connecting or disconnecting hydraulic hoses, read your prime movers operator's manual for detailed instructions on connecting and disconnecting hydraulic hoses or fittings.

- Keep unprotected body parts, such as face, eyes and arms as far away as possible from a suspected leak. Flesh injected with hydraulic fluid may develop gangrene or other permanent disabilities.
- If injured by injected fluid, see a doctor at once. If your doctor is not familiar with this type of injury, ask him to research immediately to determine proper treatment.
- Wear safety glasses, protective clothing, and use a sound piece of cardboard or wood when searching for hydraulic leaks. **DO NOT USE YOUR HANDS! SEE ILLUSTRATION.**



WARNING DO NOT MODIFY MACHINE OR ATTACHMENTS

Modifications may weaken the integrity of the attachment and may impair the function, safety, life and performance of the attachment. When making repairs, use only the manufacturer's genuine parts, following authorized instructions. Other parts may be substandard in fit and quality. Never modify any ROPS (Roll Over Protection System) equipment or device. Any modifications must be authorized in writing by the manufacturer.

Thank you so much for reading.
Please click the “Buy Now!”
button below to download the
complete manual.



After you pay.

You can download the most
perfect and complete manual in
the world immediately.

Our support email:

ebooklibonline@outlook.com