

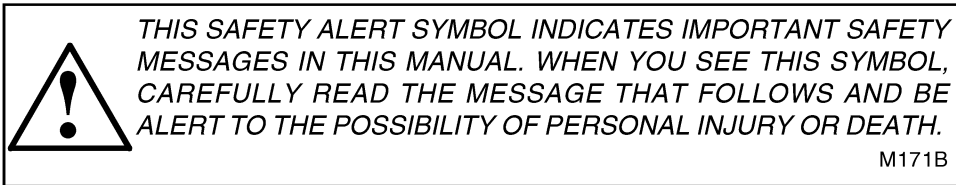
# **8840 Windrower Tractor**

## **Operator's Manual**

**9-13524**

**Reprinted**








If Safety Decals on this machine use the words **Danger, Warning or Caution**, which are defined as follows:

- **DANGER:** Indicates an immediate hazardous situation which if not avoided, will result in death or serious injury. The color associated with Danger is RED.
- **WARNING:** Indicates a potentially hazardous situation which if not avoided, will result in serious injury. The color associated with Warning is ORANGE.
- **CAUTION:** Indicates a potentially hazardous situation which if not avoided, may result in minor or moderate injury. It may also be used to alert against unsafe practices. The color associated with Caution is YELLOW.

If Safety Decals on this machine are ISO two panel Pictorial, decals are defined as follows:

- The first panel indicates the nature of the hazard.
- The second panel indicates the appropriate avoidance of the hazard.
- Background color is YELLOW.
- Prohibition symbols such as   and  if used, are RED.



# WARNING

IMPROPER OPERATION OF THIS MACHINE CAN CAUSE INJURY OR DEATH. BEFORE USING THIS MACHINE, MAKE CERTAIN THAT EVERY OPERATOR:

- Is instructed in safe and proper use of the machine.
- Reads and understands the Manual(s) pertaining to the machine.
- Reads and understands ALL Safety Decals on the machine.
- Clears the area of other persons.
- Learns and practices safe use of machine controls in a safe, clear area before operating this machine on a job site.

It is your responsibility to observe pertinent laws and regulations and follow Case Corporation instructions on machine operation and maintenance.




# 8840 Windrower Tractor

## Operators Manual

Rac 9-13524

**J I Case**  
A Tenneco Company





***THIS SAFETY ALERT SYMBOL INDICATES IMPORTANT SAFETY MESSAGES IN THIS MANUAL. WHEN YOU SEE THIS SYMBOL, CAREFULLY READ THE MESSAGE THAT FOLLOWS AND BE ALERT TO THE POSSIBILITY OF PERSONAL INJURY OR DEATH.***

## **IMPORTANT**

**If This Machine Is Used By An Employee Or Is Loaned Or Rented, Make Certain That The Operator(s), Prior To Operating:**

- 1. Is Instructed In Safe And Proper Use.**
- 2. Reviews And Understands The Manual(s) Pertaining To The Machine.**



## 8840 Windrower Tractor



### TO OUR CUSTOMER

We appreciate your confidence in CASE IH Farm Equipment and thank you for your patronage. In preparing this manual, we hope we have furnished you with a valuable tool for operating and maintaining this fine machine. Use this manual as your guide. Practicing the instructions given here will result in many years of dependable service from your machine.

Your Dealer can give you assistance with J I Case Company parts and specially trained personnel to assist you in repair and maintenance.

Call your Dealer if you need any assistance or information.

## TABLE OF CONTENTS

Specifications .....	IV
Checklists .....	V
Lubricant Cross Reference .....	V
Serial Numbers .....	VI
Safety Precautions .....	1
General Information .....	6
Description .....	7
Lubrication .....	15
Servicing .....	18
Preparation .....	26
Operation .....	27
Maintenance .....	36
Storage .....	46
Extra Equipment .....	47
Trouble Shooting .....	48
Alphabetical Index .....	49



Our support email:

[ebooklibonline@outlook.com](mailto:ebooklibonline@outlook.com)