

8910/8920 Tractor

Operators Manual

9-29002

Reprinted

CASE III






THIS SAFETY ALERT SYMBOL INDICATES IMPORTANT SAFETY MESSAGES IN THIS MANUAL. WHEN YOU SEE THIS SYMBOL, CAREFULLY READ THE MESSAGE THAT FOLLOWS AND BE ALERT TO THE POSSIBILITY OF PERSONAL INJURY OR DEATH.

M171B

If Safety Decals on this machine use the words **Danger, Warning or Caution**, which are defined as follows:

- **DANGER:** Indicates an immediate hazardous situation which if not avoided, will result in death or serious injury. The color associated with Danger is RED.
- **WARNING:** Indicates an potentially hazardous situation which if not avoided, will result in serious injury. The color associated with Warning is ORANGE.
- **CAUTION:** Indicates an potentially hazardous situation which if not avoided, may result in minor or moderate injury. It may also be used to alert against unsafe practices. The color associated with Caution is YELLOW.

If Safety Decals on this machine are ISO two panel Pictorial, decals are defined as follows:

- The first panel indicates the nature of the hazard.
- The second panel indicates the appropriate avoidance of the hazard.
- Background color is YELLOW.
- Prohibition symbols such as   and  if used, are RED.



WARNING

IMPROPER OPERATION OF THIS MACHINE CAN CAUSE INJURY OR DEATH. BEFORE USING THIS MACHINE, MAKE CERTAIN THAT EVERY OPERATOR:

- Is instructed in safe and proper use of the machine.
- Reads and understands the Manual(s) pertaining to the machine.
- Reads and understands ALL Safety Decals on the machine.
- Clears the area of other persons.
- Learns and practices safe use of machine controls in a safe, clear area before operating this machine on a job site.

It is your responsibility to observe pertinent laws and regulations and follow Case Corporation instructions on machine operation and maintenance.

CASE TECHNICAL MANUALS

Manuals are available from your Dealer for the operation, service and repair of your machine. For prompt convenient service, contact your Dealer for assistance in obtaining the manuals for your machine.

Your Dealer can expedite your order for operators manuals, parts catalogs, service manuals and maintenance records.

Always give the Machine Name, Model and P.I.N. (product identification number) or S.N. (serial number) of your machine so your Dealer can provide the correct manuals for your machine.

CALIFORNIA

Proposition 65 Warning

Diesel engine exhaust and some of its constituents are known to the State of California to cause cancer, birth defects, and other reproductive harm.

NOTE: Case Corporation reserves the right to make improvements in design or changes in specifications at any time without incurring any obligation to install them on units previously sold.

GENERAL TABLE OF CONTENTS

TO THE OWNER	1
IDENTIFICATION NUMBERS	4
PRODUCT IDENTIFICATION AND SERIAL NUMBERS	4
SAFETY/DECALS	6
SAFETY	6
DECALS	10
ROLL OVER PROTECTIVE STRUCTURE (ROPS)	13
INSTRUMENTS/CONTROLS	15
AUTOMATIC SHUTDOWN SYSTEM	15
DIGITAL INSTRUMENT CLUSTER	16
OPERATING CONTROLS	32
OPERATING INSTRUCTIONS	50
BEFORE STARTING THE ENGINE	50
SERVICE INDICATOR LAMPS	51
AND BAR GRAPH DISPLAYS	51
RUN-IN PROCEDURE	52
SEAT BELTS	53
NORMAL STARTING PROCEDURE	54
STOPPING THE ENGINE	56
COLD TEMPERATURE OPERATION	57
TOWING	62
HOW TO TRANSPORT THE TRACTOR	63
POWER SHIFT TRANSMISSION	64
DIFFERENTIAL LOCK LESS THREE POINT HITCH	70
DIFFERENTIAL LOCK WITH THREE POINT HITCH	71
MFD OPERATION LESS THREE POINT HITCH (IF EQUIPPED)	73
MFD OPERATION WITH THREE POINT HITCH (IF EQUIPPED)	75
DIGITAL INSTRUMENT CLUSTER	77
CAB AIR FLOW ARRANGEMENTS	80
AIR CONDITIONING OPERATION	83
POWER TAKEOFF	84
DRAWBAR	90
TRACTOR WARNING LAMPS AND SMV SYMBOL	92
IMPLEMENT WARNING LAMPS AND SMV SYMBOL	94
FIELD OPERATION	95
DRAWBAR PREPARATION	95
THREE POINT HITCH PREPARATION	102
HITCH SYSTEM ADJUSTMENTS	103
HITCH COUPLER - CATEGORY III	112

TRIM THIS EDGE

HITCH OPERATION	113
OPERATING IN POSITION CONTROL	120
REMOTE HYDRAULICS PREPARATION	124
REMOTE HYDRAULICS OPERATION	127
LOADER OPERATION	131
CHEMICAL TANK MOUNTING	132
AUXILIARY POWER CONNECTIONS	135
TRUE GROUND SPEED SENSOR HARNESS	137
CAB REAR ACCESS PANEL	138
MONITOR MOUNTING	138
INSTRUMENT CLUSTER PROGRAMMING	139
TIRES/WHEELS/SPACING/BALLAST	152
TIRE AND RIM EQUIPMENT	152
TIRE LOAD AND INFLATION CHART	154
TIRE AND RIM SERVICE	159
TREAD POSITIONS	160
AXLE ADJUSTMENT	180
FRONT WHEEL FENDERS (IF EQUIPPED)	198
TIRE SIZE COMBINATIONS	201
TRACTOR BALLAST	204
BALLASTING GUIDE	217
LUBRICATION/FILTERS/FLUIDS	220
LUBRICATION/MAINTENANCE CHART	220
GREASE FITTINGS - 10 HOURS	221
GREASE FITTINGS - 50 HOURS (2WD AXLE)	222
GREASE FITTINGS - 50 HOURS (MFD AXLE)	223
SYSTEM CAPACITIES	225
ENVIRONMENT	225
PLASTIC AND RESIN PARTS	225
HOOD AND SIDE PANELS	226
SERVICE HOUR INTERVAL	228
ENGINE LUBRICATION	231
ENGINE LUBRICATION	232
COOLING SYSTEM	236
FUEL SYSTEM	244
AIR INDUCTION SYSTEM	251
TRANSMISSION LUBRICATION	257
DIFFERENTIAL LUBRICATION	262
PLANETARY LUBRICATION	263
MAINTENANCE/ADJUSTMENTS	264
COMPRESSOR BELT AND FAN/ALTERNATOR BELT	264
SPARK ARRESTING MUFFLER	267
HOOD LATCH ADJUSTMENT	268
ENGINE VALVE ADJUSTMENT	268

OPERATORS CAB	269
ELECTRICAL SYSTEM	278
SPECIFICATIONS	278
GENERAL SERVICE INFORMATION	280
BATTERIES	282
BULB AND LAMP REPLACEMENT	286
SPECIFICATIONS	292
DIESEL ENGINE	292
POWER TRAIN	293
TRAVEL SPEEDS	295
APPROXIMATE MEASUREMENTS AND WEIGHTS	298
Detail Index	304

TRIM THIS EDGE

TO THE OWNER

Read this manual before you start the engine or operate your tractor. Refer to the Detail Index at the end of this manual for locating specific items about your machine. If you need more information, see your dealer.

Your dealer can give you assistance with Case Corporation approved service parts. Your dealer has technicians with special training that know the best methods of repair and maintenance for your tractor.

Call your dealer if you need any assistance or information.

8910 Tractor with Mechanical Front Drive



RD97J007

NOTE: *When you are in the tractor seat looking forward, the right and left side of the tractor are the same as your right hand and left hand.*

TO THE OWNER

8920 Tractor with Mechanical Front Drive



Buy Now



Our support email:

ebooklibonline@outlook.com