

700B Series Diesel Dual Range Wheel Tractors

Operators Manual

9-402

Reprinted








THIS SAFETY ALERT SYMBOL INDICATES IMPORTANT SAFETY MESSAGES IN THIS MANUAL. WHEN YOU SEE THIS SYMBOL, CAREFULLY READ THE MESSAGE THAT FOLLOWS AND BE ALERT TO THE POSSIBILITY OF PERSONAL INJURY OR DEATH.

M171B

If Safety Decals on this machine use the words **Danger, Warning or Caution**, which are defined as follows:

- **DANGER:** Indicates an immediate hazardous situation which if not avoided, will result in death or serious injury. The color associated with Danger is RED.
- **WARNING:** Indicates an potentially hazardous situation which if not avoided, will result in serious injury. The color associated with Warning is ORANGE.
- **CAUTION:** Indicates an potentially hazardous situation which if not avoided, may result in minor or moderate injury. It may also be used to alert against unsafe practices. The color associated with Caution is YELLOW.

If Safety Decals on this machine are ISO two panel Pictorial, decals are defined as follows:

- The first panel indicates the nature of the hazard.
- The second panel indicates the appropriate avoidance of the hazard.
- Background color is YELLOW.
- Prohibition symbols such as   and  if used, are RED.



WARNING

IMPROPER OPERATION OF THIS MACHINE CAN CAUSE INJURY OR DEATH. BEFORE USING THIS MACHINE, MAKE CERTAIN THAT EVERY OPERATOR:

- Is instructed in safe and proper use of the machine.
- Reads and understands the Manual(s) pertaining to the machine.
- Reads and understands ALL Safety Decals on the machine.
- Clears the area of other persons.
- Learns and practices safe use of machine controls in a safe, clear area before operating this machine on a job site.

It is your responsibility to observe pertinent laws and regulations and follow Case Corporation instructions on machine operation and maintenance.

Operator's Instruction Manual

CASE

REGISTERED IN U. S. PATENT OFFICE

700B SERIES DIESEL

WHEEL TRACTORS

Dual-Range[®] DRIVE

J. I. Case Co.

RACINE, WISCONSIN - U.S.A.



NOTICE!

At the time your Case Dealer delivers your new tractor, he will acquaint you with its operation and maintenance as outlined in the "Dealer's Delivery Service Report". When your Dealer has completed these instructions, he will ask you to sign the report and will then hand you the yellow copy for your records.

NOTE: The "Dealer's Delivery Service Report" also contains a record of the Pre-Delivery Checkup which your Dealer made on your tractor.

AFTER DELIVERY CHECKUP

The Authorized Case Dealer from whom you purchased your new tractor will perform the "After Delivery Checkup" outlined on the following page, if you will arrange to bring your tractor to his Service Shop within - - -

60 days after date of delivery or 200 hours of operation (whichever occurs first).

NOTE: The only charge your dealer will make for this inspection will be for oil, filters or other accessories.

AFTER DELIVERY CHECKUP (Diesel)

(Owner's Name)	(Date Checkup Performed)
(Owner's Address)	
(Dealership)	(Town)
Tractor has been operated hours	
(Tractor Model and Serial Number)	

- | | |
|--|--|
| <input type="checkbox"/> Check traction clutch.
<input type="checkbox"/> Check PTO clutch.
<input type="checkbox"/> Check brakes.
<input type="checkbox"/> Operate hydraulic system.

<input type="checkbox"/> Check tire pressure.
<input type="checkbox"/> Tighten cylinder heads and adjust tappets.
<input type="checkbox"/> Check fuel injection pump timing.
<input type="checkbox"/> Fuel filtering system.
<input type="checkbox"/> Check no load full governed engine speed.
<input type="checkbox"/> Tighten all bolts | <input type="checkbox"/> Cooling system.
<input type="checkbox"/> Crankcase oil (Change oil and filter if necessary).
<input type="checkbox"/> Oil Level in transmission, hydraulic system, and steering gear.
<input type="checkbox"/> Lubricate all pressure fittings and oil cups.
<input type="checkbox"/> Check air cleaner.
<input type="checkbox"/> Check steering, bearing adjustment and front wheel toe-in.
<input type="checkbox"/> Batteries, starter, generator and lights.
<input type="checkbox"/> Check operation of all instruments. |
|--|--|

DEALER: Question purchaser carefully concerning his experience with tractor and answer any questions concerning maintenance or operation that are not clear to him.

Checkup

Performed by

Signed

Dealer

Original—Dealer

Duplicate—Leave in Operators Manual
for Purchaser

Signed

Customer

AFTER DELIVERY CHECKUP (Diesel)

(Owner's Name)	(Date Checkup Performed)
(Owner's Address)	
(Dealership)	(Town)
Tractor has been operated hours <div style="text-align: right; font-size: small;">(Tractor Model and Serial Number)</div>	

- | | |
|---|--|
| <input type="checkbox"/> Check traction clutch.
<input type="checkbox"/> Check PTO clutch.
<input type="checkbox"/> Check brakes.
<input type="checkbox"/> Operate hydraulic system.

<input type="checkbox"/> Check tire pressure.
<input type="checkbox"/> Tighten cylinder heads and adjust tappets.
<input type="checkbox"/> Check fuel injection pump timing.
<input type="checkbox"/> Fuel filtering system.
<input type="checkbox"/> Check no load full governed engine speed.
<input type="checkbox"/> Tighten all bolts. | <input type="checkbox"/> Cooling system.
<input type="checkbox"/> Crankcase oil (Change oil and filter if necessary).
<input type="checkbox"/> Oil Level in transmission, hydraulic system, and steering gear.
<input type="checkbox"/> Lubricate all pressure fittings and oil cups.
<input type="checkbox"/> Check air cleaner.
<input type="checkbox"/> Check steering, bearing adjustment and front wheel toe-in.
<input type="checkbox"/> Batteries, starter, generator and lights.
<input type="checkbox"/> Check operation of all instruments. |
|---|--|

DEALER: Question purchaser carefully concerning his experience with tractor and answer any questions concerning maintenance or operation that are not clear to him.

Checkup.....
Performed by

Signed.....
Dealer

Original—Dealer
Duplicate—Leave in Operators Manual
for Purchaser

Signed.....
Customer

To the Purchaser of a Case Tractor,

The care you give your new Case tractor will greatly determine the satisfaction and service life you will obtain from it. Use this manual as your guide. By observing the instructions and suggestions in this manual, your Case tractor will serve you well for many years.

As an Authorized Case Dealer, we stock Genuine Case Parts, which are manufactured with the same precision and skill as the original equipment. Our factory trained staff is kept well informed on the best methods of servicing Case equipment and is ready and able to help you.

Should you require additional aid or information, contact us.

Your Authorized Case Dealer

To insure efficient and prompt service, please furnish us with the Model and Serial Number of your tractor in all correspondence or contacts.

Thank you so much for reading.
Please click the “Buy Now!”
button below to download the
complete manual.



After you pay.

You can download the most
perfect and complete manual in
the world immediately.

Our support email:

ebooklibonline@outlook.com