

108 Tractor Operator's Manual

9-4363

Reprinted

CASE III






THIS SAFETY ALERT SYMBOL INDICATES IMPORTANT SAFETY MESSAGES IN THIS MANUAL. WHEN YOU SEE THIS SYMBOL, CAREFULLY READ THE MESSAGE THAT FOLLOWS AND BE ALERT TO THE POSSIBILITY OF PERSONAL INJURY OR DEATH.

M171B

If Safety Decals on this machine use the words **Danger, Warning or Caution**, which are defined as follows:

- **DANGER:** Indicates an immediate hazardous situation which if not avoided, will result in death or serious injury. The color associated with Danger is RED.
- **WARNING:** Indicates an potentially hazardous situation which if not avoided, will result in serious injury. The color associated with Warning is ORANGE.
- **CAUTION:** Indicates an potentially hazardous situation which if not avoided, may result in minor or moderate injury. It may also be used to alert against unsafe practices. The color associated with Caution is YELLOW.

If Safety Decals on this machine are ISO two panel Pictorial, decals are defined as follows:

- The first panel indicates the nature of the hazard.
- The second panel indicates the appropriate avoidance of the hazard.
- Background color is YELLOW.
- Prohibition symbols such as   and  if used, are RED.



WARNING

IMPROPER OPERATION OF THIS MACHINE CAN CAUSE INJURY OR DEATH. BEFORE USING THIS MACHINE, MAKE CERTAIN THAT EVERY OPERATOR:

- Is instructed in safe and proper use of the machine.
- Reads and understands the Manual(s) pertaining to the machine.
- Reads and understands ALL Safety Decals on the machine.
- Clears the area of other persons.
- Learns and practices safe use of machine controls in a safe, clear area before operating this machine on a job site.

It is your responsibility to observe pertinent laws and regulations and follow Case Corporation instructions on machine operation and maintenance.



108 TRACTOR

Operator's Manual No. 9-4363

JI Case
A Tenneco Company





This Safety Alert Symbol Indicates Important Safety Messages In This Manual When You See This Symbol Carefully Read The Message That Follows and Be Alert To The Possibility Of Personal Injury Or Death

IF THIS MACHINE IS USED BY AN EMPLOYEE OR IS LOANED OR RENTED, MAKE ABSOLUTELY CERTAIN THAT THE OPERATOR(S), PRIOR TO OPERATING:

- 1. IS INSTRUCTED IN SAFE AND PROPER USE.**
- 2. REVIEWS AND UNDERSTANDS THE MANUAL(S) PERTAINING TO THE MACHINE.**

751253



WARNING

BEFORE STARTING ENGINE

**STUDY OPERATOR'S MANUAL SAFETY MESSAGES
READ ALL SAFETY SIGNS ON MACHINE
CLEAR THE AREA OF OTHER PERSONS**

LEARN & PRACTICE SAFE USE OF CONTROLS BEFORE OPERATING

IT IS YOUR RESPONSIBILITY TO UNDERSTAND AND FOLLOW MANUFACTURER'S INSTRUCTIONS ON MACHINE OPERATION, SERVICE, AND TO OBSERVE PERTINENT LAWS AND REGULATIONS. OPERATOR AND SERVICE MANUALS MAY BE OBTAINED FROM YOUR EQUIPMENT DEALER.

TABLE OF CONTENTS

SAFETY MESSAGES	I - X
INTRODUCTION	3
PRODUCT IDENTIFICATION NUMBER.....	4
OVERALL MEASUREMENTS	5
ENGINE SPECIFICATIONS.....	6
GENERAL SPECIFICATIONS	7
Cooling System	7
Brake and Clutch	7
Transmission.....	7
Speed Range.....	7
Wheels and Tires.....	7
FUEL SPECIFICATIONS	8 - 9
LUBRICATION.....	10 - 12
Chart.....	11
Engine Lubrication.....	12
OPERATING INSTRUCTIONS.....	13 - 21
Operating Controls and Instruments	13 - 15
Prestarting Check List.....	16
Starting Procedure	17 - 18
Stopping Procedure.....	19
Driving Procedure.....	19 - 21
PREVENTIVE MAINTENANCE.....	22 - 38
Air Cleaner	23
Carburetor Adjustment.....	24 - 25
Toe-In Adjustment	26
Clutch and Brake Adjustment.....	27
Belt Service.....	28 - 31
Steering Adjustment.....	32
Spark Plug.....	33
Storage Battery	34 - 35
Jump Start with Booster Battery	36
Wiring Diagram.....	37 - 38
ATTACHMENTS.....	39

SAFETY MESSAGES

The first twenty-three safety messages which follow are provided by the American National Standards Institute * (ANSI). Safety messages to supplement those provided by ANSI also appear on the following pages.

Study these messages carefully before starting and operating your Case Lawn and Garden Tractor.

* Message Number 24, which does not apply to this product, has been omitted.



Separate Operator's Manuals are provided with the attachments purchased with your tractor. Refer to the appropriate attachment operators manual for specific operating instructions and safety messages that apply to the attachment.



CAUTION: Know the controls and how to stop quickly. **READ THE OWNER'S MANUAL.**



CAUTION: Do not allow children to operate the vehicle. Do not allow adults to operate it without proper instruction.



CAUTION: Do not carry passengers. Keep children and pets a safe distance away.



CAUTION: Clear the work area of objects which might be picked up and thrown.



CAUTION: Disengage all attachment clutches and shift into neutral before attempting to start the engine (motor).



CAUTION: Disengage power to attachment(s) and stop the engine (motor) before leaving the operator's position.



CAUTION: Disengage power to attachment(s) and stop the engine (motor) before making any repairs or adjustments.



CAUTION: Disengage power to attachment(s) when transporting or not in use.



CAUTION: Take all possible precautions when leaving the vehicle unattended, such as disengaging the power take-off, lowering the attachment(s), shifting into neutral, setting the parking brake, stopping the engine, and removing the key.



CAUTION: Do not stop or start suddenly when going uphill or downhill. Mow down the face of steep slopes; never across or up the face. (This ANSI rule modified)



CAUTION: Reduce speed on the slopes and in sharp turns to prevent tipping or loss of control. Exercise extreme caution when changing direction on slopes.



CAUTION: Stay alert for holes in the terrain and other hidden hazards.



CAUTION: Use care when pulling loads or using heavy equipment.

- a. Use only approved drawbar hitch point.
- b. Limit loads to those you can safely control.
- c. Do not turn sharply. Use care when backing.
- d. Use counterweight(s) or wheel weights when suggested in the owner's manual.

Buy Now



Our support email:

ebooklibonline@outlook.com