

**870 Series Tractor  
Starting with SN 8712001**

**Operator's Manual**

9-4401

Reprinted





***This symbol means ATTENTION! BECOME ALERT! YOUR SAFETY IS INVOLVED. The message that follows the symbol contains important information about your safety. Carefully read the message. Make sure you fully understand the causes of possible injury or death.***

SB001

IF THIS MACHINE IS USED BY AN EMPLOYEE, IS LOANED, OR IS RENTED, MAKE SURE THAT THE OPERATOR UNDERSTANDS THE TWO INSTRUCTIONS BELOW.

BEFORE THE OPERATOR STARTS THE ENGINE:

1. GIVE INSTRUCTIONS TO THE OPERATOR ON SAFE AND CORRECT USE OF THE MACHINE.
2. MAKE SURE THE OPERATOR READS AND UNDERSTANDS THE OPERATOR'S MANUAL FOR THIS MACHINE.



**IMPROPER OPERATION OF THIS MACHINE CAN CAUSE INJURY OR DEATH.**

BEFORE STARTING THE ENGINE, DO THE FOLLOWING:

1. READ THE OPERATOR'S MANUAL.
2. READ ALL SAFETY DECALS ON THE MACHINE.
3. CLEAR THE AREA OF OTHER PERSONS.

LEARN AND PRACTICE SAFE USE OF MACHINE CONTROLS IN A SAFE, CLEAR AREA BEFORE YOU OPERATE THIS MACHINE ON A JOB SITE.

It is your responsibility to observe pertinent laws and regulations and to follow manufacturer's instructions on machine operation and maintenance.

See your Authorized Case dealer for additional operator's manuals, parts catalogs, and service manuals.



**THIS SAFETY ALERT SYMBOL INDICATES IMPORTANT SAFETY MESSAGES IN THIS MANUAL. WHEN YOU SEE THIS SYMBOL, CAREFULLY READ THE MESSAGE THAT FOLLOWS AND BE ALERT TO THE POSSIBILITY OF PERSONAL INJURY.**

Tractor accidents kill an estimated 800 people in the United States every year. Studies show that 6 in 10 tractor fatalities result from upsets.

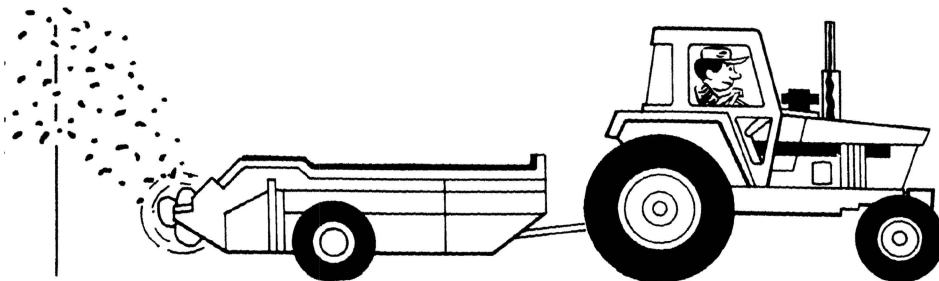
Stability is still a very important factor in safety. Let's face it - tractors must be built higher than automobiles to provide the ground clearance necessary in performing their intended function. The use of a tractor over irregularities in the fields calls for careful handling and using good common sense.

Speed is an important element in tractor stability. Speed brings us back to you, the operator. Only you can hold down your speed to match conditions. Think ahead - drive defensively.

We at Case are continuing to contribute to your safety in two ways: by building tractors with an extra measure of protection and comfort . . . and by passing on these suggestions for safer operation.



Before starting the engine, place all controls in neutral. This will ease starting loads on the starter and batteries and will eliminate the accidental start up of PTO driven equipment.




Before leaving the tractor, stop the engine, place all controls in neutral and set the parking brake.




**!** Engine starting and control operation must be performed from the operators seat only.

**!** Tractor travel speed should be such that complete control and tractor stability is maintained at all times. There is potential danger in maneuvering around ditches, gullies, slopes, uneven ground, holes and rocks.





**!** Brake pedals must be locked together for road travel. This will insure uniform brake application and maximum stopping ability.

**!** Excess tractor speed is the big killer. Only experienced drivers should be permitted on highways. Use SMV safety emblem and lights for adequate warning to the operators of other vehicles. In this regard, check local government regulations.

 Stop, look and listen before entering a highway, stay on your side of the road and pull over to let faster traffic pass. Slow down and signal as you turn off. Shift down before you start up or down a hill with a heavy load. Avoid “free-wheeling”.



 Extra weight increases your braking distance. Remember that liquid in the tires, weights on the tractor or wheels, tanks filled with fertilizer, herbicides or insecticides - all these add weight and increase the distance you need in which to stop.



**Buy Now**



Our support email:

[ebooklibonline@outlook.com](mailto:ebooklibonline@outlook.com)