

2670 Tractor

Operators Manual

9-4885

Reprinted

CASE III



This symbol means ATTENTION! BECOME ALERT! YOUR SAFETY IS INVOLVED. The message that follows the symbol contains important information about your safety. Carefully read the message. Make sure you fully understand the causes of possible injury or death.

SB001

IF THIS MACHINE IS USED BY AN EMPLOYEE, IS LOANED, OR IS RENTED, MAKE SURE THAT THE OPERATOR UNDERSTANDS THE TWO INSTRUCTIONS BELOW.

BEFORE THE OPERATOR STARTS THE ENGINE:

1. GIVE INSTRUCTIONS TO THE OPERATOR ON SAFE AND CORRECT USE OF THE MACHINE.
2. MAKE SURE THE OPERATOR READS AND UNDERSTANDS THE OPERATOR'S MANUAL FOR THIS MACHINE.

WARNING

IMPROPER OPERATION OF THIS MACHINE CAN CAUSE INJURY OR DEATH.

BEFORE STARTING THE ENGINE, DO THE FOLLOWING:

1. READ THE OPERATOR'S MANUAL.
2. READ ALL SAFETY DECALS ON THE MACHINE.
3. CLEAR THE AREA OF OTHER PERSONS.

LEARN AND PRACTICE SAFE USE OF MACHINE CONTROLS IN A SAFE, CLEAR AREA BEFORE YOU OPERATE THIS MACHINE ON A JOB SITE.

It is your responsibility to observe pertinent laws and regulations and to follow manufacturer's instructions on machine operation and maintenance.

See your Authorized Case dealer for additional operator's manuals, parts catalogs, and service manuals.



THIS SAFETY ALERT SYMBOL INDICATES IMPORTANT SAFETY MESSAGES IN THIS MANUAL. WHEN YOU SEE THIS SYMBOL, CAREFULLY READ THE MESSAGE THAT FOLLOWS AND BE ALERT TO THE POSSIBILITY OF PERSONAL INJURY OR DEATH.

Tractor accidents kill a number of people in the World every year. Studies show that in the United States, 6 in 10 tractor fatalities result from upsets.

Stability is still a very important factor in safety. Let's face it - tractors must be built higher than automobiles to provide the ground clearance necessary in performing their intended function. The use of a tractor over irregularities in the fields calls for careful handling and using good common sense.

Speed is an important element in tractor stability. Speed brings us back to you, the operator. Only you can hold down your speed to match conditions. Think ahead - drive defensively.

We at Case are continuing to contribute to your safety in two ways: by building tractors with an extra measure of protection and comfort and by passing on these suggestions for safer operation.



CAUTION It is good practice to carry a fire extinguisher on the tractor. Be sure that the extinguisher is properly maintained and be familiar with its proper use.



CAUTION Provide a first aid kit for use in case of accident.

WARNING Before starting engine study Operator's Manual safety messages.


Read all safety signs on machine.

Clear the area of other persons.

Learn and practice safe use of controls before operating.

It is your responsibility to understand and follow manufacturer's instructions on machine operation, service, and to observe pertinent laws and regulations.

Operator and Service Manuals may be obtained from your equipment dealer.



WARNING Before starting engine be sure all operating controls are in neutral.

Operate controls only when seated in Operator's seat.

On roads, use flasher/lights according to local laws. Keep SMV emblem visible.

Shields help protect from injury, keep in place.

Stop engine before working on PTO driven machine or PTO shaft, or performing any maintenance.

Before leaving tractor unattended, lower hydraulically lifted equipment to ground.



WARNING Before starting the engine, be sure all operating controls are in neutral. This will ease starting loads on the starter and batteries and will eliminate the accidental start up of PTO driven equipment.





CAUTION Before leaving the tractor, stop the engine, place all controls in neutral and set the parking brake.



WARNING Operate controls only when seated in the Operator's seat.



WARNING Never service or make adjustments to the tractor with the engine running or with the tractor in motion.




WARNING Tractor travel speed should be such that complete control and tractor stability is maintained at all times. Where possible, avoid operating the tractor near ditches, embankments and holes. Reduce speed when turning, crossing slopes, and on rough, slick, or muddy surfaces.




WARNING *On roads, use flasher/lights according to local laws. Keep SMV emblem visible.*



DANGER *Excess tractor speed is the big killer. Only experienced drivers should be permitted on highways.*



WARNING *Operate controls only when seated in the Operator's seat.*






CAUTION *The parking hand brake **MUST** be set and the engine **MUST** be shut off for each adjustment made to prevent serious injury to the operator.*



WARNING *Extra weight increases your braking distance. Remember that liquid in the tires, weights on the tractor or wheels, tanks filled with fertilizer, herbicides or insecticides - all these add weight and increase the distance you need in which to stop.*




WARNING *The braking distance will increase in conditions of mud, ice or whenever the traction at one wheel is less than the traction at the opposite wheel. The operator must allow adequate distance to stop in these conditions.*




WARNING *Extreme care must be exercised when adjusting and checking hitch and control linkage when the engine is running and when linkage is under hydraulic or mechanical load. Study the linkage and hitch travel-Keep the hands, arms, legs and feet out of the travel arc of the hitch and linkage.*



CAUTION Stop, look and listen before entering a highway, stay on your side of the road and pull over to let faster traffic pass. Slow down and signal as you turn off.



WARNING Do not permit others to ride. Only one person - the operator - should be on a tractor when it is in operation.



CAUTION Do not use rear steering during road transport.




WARNING Be certain both latches are fully engaged across the implement lift pins before transporting or pulling the implement.



CAUTION *The implement should be lowered to the ground before uncoupling of the remote hydraulic hoses.*



WARNING *Stay off slopes too steep for safe operation. Shift down before you start up or down a hill with a heavy load. Avoid "free wheeling".*



Buy Now



Our support email:

ebooklibonline@outlook.com