

BUCKETS
COMBO BUCKETS
BUCKET BITE/RAKE
DIGGERS
DUMPING HOPPER
EJECTOR BUCKET
GRAPPLES
UTILITY FORKS
PALLET FORKS
TILT-TATCH
UTILITY FRAMES
WEIGHLOG

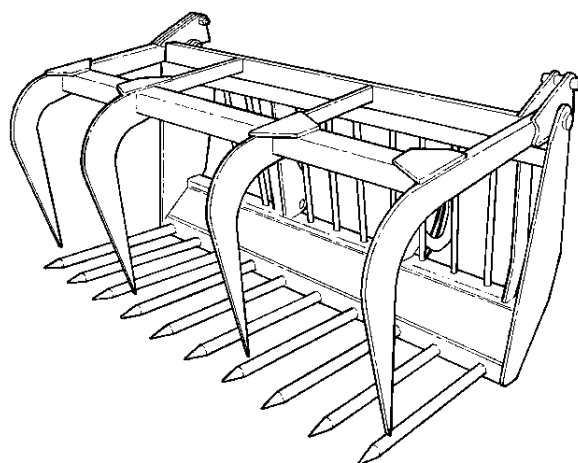
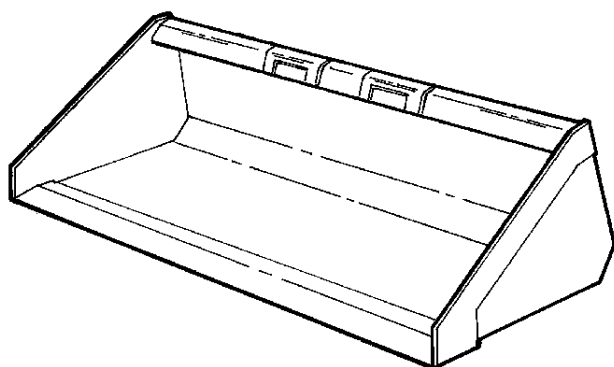


Bobcat®

VOLUME 5

Attachments

Parts Manual



VOLUME INDEX

<p style="text-align: center;">VOLUME 1 Contains</p> <p>BACKHOES REAR STABILIZERS</p> <p style="text-align: center;">(P/N 6901457)</p>	<p style="text-align: center;">VOLUME 7 Contains</p> <p>CHIPPER, CONCRETE MIXER & PUMP SNOW BLOWERS, SNOW & DOZER BLADE UTILITY BLADE, SCRAPER, ATTACHMENT CONTROL KITS, DEMO KITS</p> <p style="text-align: center;">(P/N 6901469)</p>
<p style="text-align: center;">VOLUME 2 Contains</p> <p>AUGERS BREAKERS CUTTER CRUSHER</p> <p style="text-align: center;">(P/N 6901459)</p>	<p style="text-align: center;">VOLUME 8 Contains</p> <p>BOX BLADE, BRUSHCAT, DISC, LANDPLANE LANDSCAPE RAKE, POWER RAKE, SOIL CONDITIONER, SOD LAYER, STUMP GRINDER, TILLER, TREE SPADE, TREE VIB, 3-PT HITCHES, SCARIFIER, TRACKS</p> <p style="text-align: center;">(P/N 6901471)</p>
<p style="text-align: center;">VOLUME 3 Contains</p> <p>ANGLE BROOMS, SWEEPERS GUTTER BRUSH, WHISKER BROOM GRADERS, WATER KITS</p> <p style="text-align: center;">(P/N 6901461)</p>	<p style="text-align: center;">VOLUME 9 Contains</p>
<p style="text-align: center;">VOLUME 4 Contains</p> <p>PLANERS WHEEL SAWS</p> <p style="text-align: center;">(P/N 6901463)</p>	<p style="text-align: center;">VOLUME 10 Contains</p> <p>VERSAHANDLER ATTACHMENTS: AUGER, BROOM, BUCKETS, GRAPPLES, PALLET FORKS & BOOM TRUSS</p> <p style="text-align: center;">(P/N 6901407)</p>
<p style="text-align: center;">VOLUME 5 Contains</p> <p>BUCKETS, COMBO BUCKETS, BUCKET BITE & RAKE, DIGGERS, DUMPING HOPPER, EJECTOR BUCKET, GRAPPLES UTILITY FORKS, PALLET FORKS, TILT- TATCH, UTILITY FRAMES, WEIGHLOG</p> <p style="text-align: center;">(P/N 6901465)</p>	
<p style="text-align: center;">VOLUME 6 Contains</p> <p>TRENCHERS TRENCH COMPACTORS VIBRATORY ROLLER</p> <p style="text-align: center;">(P/N 6901467)</p>	

VOLUME 5 CONTENTS

BUCKETS	10-141
300 SERIES	10-11
400 SERIES & FARMBOY	12-13
MT50	14-15
62" DIRT BUCKET FOR TOOLCAT	16-17
463	18-19
500 SERIES	20-21
444 & 500 DIRECT MOUNT	22-27
600 & 700 SERIES	28-31
630, 640, 730, 740 & 750 SERIES	32-43
800 SERIES	44-55
883 & 963 - C/I, UTILITY & 100" SNOW	56-57
C/I ROUND BACK - 50" & 56" - 463 & 500 SERIES	58-59
LP, C/I & SNOW ROUND BACK - 50" & 56" - 500 & 700 SERIES	60-61
C/I & LOW PROFILE ROUND BACK - 62", 68", 74" & 80"	62-65
SPILL GUARD AND SIDE EDGE KITS	66-67
SNOW / LT. MAT'L ROUND BACK - 74", 80", 88" & 100"	68-69
C/I ROUND BACK - 80" & 88" (T200, 883 & 963)	70-71
900 SERIES	72-76
HIGH DUMP BUCKET (900 SERIES)	77-78
HYDRUALIC CYLINDER - HIGH DUMP BUCKET (900 SERIES)	79-81
COMBINATION BUCKET (900 SERIES)	82-83
943 & 953	84-87
1600	88-89
2000	90-91
2400	92-95
BUCKET BITE	96-99
BUCKET RAKE	100-101
44" COMBINATION BUCKET	102-103
CYLINDER (44" COMBINATION BUCKET)	104-105
60" COMBINATION BUCKET	106-111
66" COMBINATION BUCKET	112-117
60", 66" & 74" COMBINATION BUCKET	118-124
62", 68" & 74" COMBINATION BUCKET	125-129
84" COMBINATION BUCKET	130-133
CYLINDERS	134-141
DIGGERS	142-143
DIGGERS	142-143
DUMPING HOPPER	144-149
DUMPING HOPPER	144-147
TIRES & RIMS	148-149
EJECTOR BUCKET	150-153
EJECTOR BUCKET	150-153
GRAPPLES	154-313
FARM GRAPPLE - 444 & 500 DIRECTED MOUNTED	154-155
INDUSTRIAL CLAM GRAPPLE - 444 & 500 DIRECTED MOUNTED	156-157
LOG GRAPPLE - 444 & 500 DIRECTED MOUNTED	158-159
PULPWOOD GRAPPLE - 444 & 500 DIRECTED MOUNTED	160-162
UTILITY GRAPPLE - 444 & 500 DIRECTED MOUNTED	163-165
GRAPPLE CYLINDER - 444 & 500 DIRECTED MOUNTED	166-177
FARM GRAPPLE FORK - 300 & 400 SERIES & FARMBOY	178-179
GRAPPLE FORK - 400 SERIES & FARMBOY	180-181
HYDRAULIC CYLINDER - 300 & 400 SERIES & FARMBOY	182-183
FARM GRAPPLE CYLINDER - 400 SERIES & FARMBOY	184-185
32" UTILITY GRAPPLE - 463 & 500 SERIES	186-189
GRAPPLE FORK MOUNTING ADAPTER - FARM GRAPPLE - 500 SERIES	190-191
FARM GRAPPLE FORK - 500 SERIES	192-195
INDUSTRIAL GRAPPLE - 600 THRU 720 SERIES	196-199
GRAPPLE FORK (OLD)	200-203
GRAPPLE FORK (NEW) - 500 THRU 700 SERIES	204-207
55" UTILITY GRAPPLE	208-209
60" & 66" INDUSTRIAL GRAPPLE - 730 & 740 SERIES	210-213
60" & 66" INDUSTRIAL GRAPPLE - 750 SERIES	214-217
FARM & INDUSTRIAL GRAPPLE & FARM & INDUSTRIAL FORK - 800 SERIES	218-221
INDUSTRIAL GRAPPLE - 800 SERIES	222-225
INDUSTRIAL GRAPPLE - W/BOLD ON CUTTING EDGE	226-229

VOLUME 5 CONTENTS (Cont'd)

GRAPPLES (CONT'D)	154-313
60" & 66" INDUSTRIAL GRAPPLE - 825 ONLY	230-231
LONGWOOD GRAPPLE	232-233
GRAPPLE CYLINDERS	234-239
INDUSTRIAL & FARM GRAPPLE CYLINDER	240-241
68" & 78" GRAPPLE - 864, 873 & 963	242-245
CYLINDER - GRAPPLE FORK	246-247
78" GRAPPLE FORK - T200, 873, 883 & 963	248-249
80" GRAPPLE BUCKET - T200, 873, 883 & 963	250-253
CYLINDER - 78" GRAPPLE FORK & 80" GRAPPLE BUCKET	254-255
INDUSTRIAL GRAPPLE - 900 SERIES	256-261
LOG GRAPPLE - 900 SERIES	262-263
INDUSTRIAL GRAPPLE - 900 SERIES	264-267
INDUSTRIAL GRAPPLE - 943 & 953	268-275
CYLINDER - GRAPPLE FORK - 943 & 953	276-277
INDUSTRIAL GRAPPLE - 1600, 2000 & 2400	278-281
GRAPPLE CYLINDER - 1600, 2000 & 2400	282-287
INDUSTRIAL GRAPPLE - 2400 SERIES	288-297
CYLINDER - GRAPPLE FORK - 943 & 953	298-299
ATTACHMENTS PLUS KITS	299-313
UTILITY FORKS	314-333
UTILITY FORK	314-333
PALLET FORKS	334-359
30" & 36" PALLET FORK	334-335
BRICK, BLOCK & PALLET FORK	336-337
PALLET FORK	338-353
HYDRAULIC PALLET FORK	354-355
CYLINDER	356-357
VALVE	358-359
REAR BOBTACH	360-365
610	360-361
700, 720	362-363
721, 722	364-365
TILT-TATCH	366-379
TILT-TACH (S/N 6783)	366-367
HYDRAULIC CIRCUITRY - TILT-TACH S/N 6783	368-369
CYLINDER - TILT-TACH S/N 6783	370-371
TILT-TACH (S/N 2237 OR 2328)	372-373
HYDRAULIC CIRCUITRY - TILT-TACH S/N 2237 OR 2328	374-375
CYLINDER - TILT-TACH S/N 2237 OR 2328	376-377
ATTACHMENTS PLUS KITS	378-379
BOB-TACH MOUNT	380-399
BOB-TACH MOUNT	380-381
MOUNTING KIT - 463 UTILITY FRAME	382-383
UTILITY MOUNTING FRAME	384-397
UNIVERSAL ATTACHMENT BRACKETS	398-399
WEIGHLOG	400-409
WEIGHLOG	400-403
RIDE CONTROL KIT	404-407
ACCUMULATOR & VALVE ASSY	408-409
NUMERICAL INDEX	410-447
NUMERICAL INDEX	410-447

GENERAL INFORMATION

When using the machine serial number, use the complete number.




Some Serial Number breaks are not available at time of printing. These are listed as & Below or & Above.

The number shown in the quantity column in this manual is the number of parts needed for the illustration on the page. For some parts an "x" will be shown in the quantity column. This "x" indicates that the quantity to be used is "As Needed".

When references L.H. and R.H. are used in this manual, it is done from the operator's seat in the forward operating position.

To find the size and kind of bolt use the Bobcat Standard Microfiche (P/N 6566077).

Some of the illustrations and information found in this parts manual were supplied to Bobcat Company by machine component companies.



ABBREVIATIONS & SYMBOLS

SALES = Order from Gwinner Sales Department

NSS = Not Serviced Separately

NAP = Not Available as Parts

***** = Changed or Added Sections, Pages or Part Numbers

Disposition Code Definition (Found in the Remarks Column)

[A] = Use Up

[B] = Use Up on Other Applications (See PNI)

[C] = File PDR Report With Bobcat Parts Sales

[D] = Part Number Error

Explications en francais	Grid Nb	3
Erklärungen auf deutsch	Grid Nb	4
Spiegazioni in italiano	Grid Nb	5
Explicaciones en espanol	Grid Nb	6
Verklaring in het Nederlands	Grid Nb	7

NOTE D'INFORMATION

Pour toute référence au numéro de série de l'engin, toujours donner le numéro complet.

Le chiffré apparaissant dans la colonne des quantités de ce manuel représentent le nombre de pièces nécessaires pour l'illustration reprise sur la page. Dans certains cas, on lira un "x" dans la colonne des quantités. Cet "x" indique que la quantité nécessaire est "selon besoin".

Pour toute référence vers la GAUCHE ou la DROITE dans ce manuel, considérer que la personne se trouve assise dans le siège de l'opérateur, en position de fonctionnement en marche avant.

Certaines illustrations et informations reprises dans ce manuel de pièces de rechange ont été fournies à Bobcat Company, par des fabricants de composants.

ABREVIATIONS & SYMBOLES

SALES	= Commander au Service Ventes à Bruxelles
NSS	= Pas vendu séparément
NAP	= Non disponible comme pièce de rechange
*	= Chapitre, page ou numéro de pièce modifié ou supplémentaire
BTI	= Bobcat Technical Information Bulletin : voir à la fin de la microfiché du modèle concerné ou la microfiche générale reprenant l'ensemble des "BTI".
was 6535403	= était avant 6535403
adj. (adjustment)	= réglage
Assembly	= ensemble
available W/Ref.	= disponible avec réf.
bulk/sold per foot	= en vrac/vendu par pied
does not include	= ne comprend pas
included with	= compris dans
I.D.	= D.I. (diamètre intérieur)
O.D.	= D.E. (diamètre extérieur)
not in kit	= pas en kit
W/ - WO/	= inclus/ - non inclus/
Qty	= quantité requise
see page/ref.	= voir page/réf.
used with ref/	= utilisé avec réf.
0,05 inch thickness	= 0,05 pouce d'épaisseur (un pouce = 25.4 mm)
weld on	= à souder

ALLGEMEINE INFORMATIONEN

Bei Angabe der Maschinen-Seriennummer stets die komplette Nummer angeben.

Bei der in der Mengenspalte (Anzahl) in diesem Handbuch angegebenen Zahl handelt es sich um die Anzahl von Teilen, die für die Abbildung auf der betreffenden Seite benötigt werden. Bei manchen Teilen in der Mengenspalte ist ein "x" angegeben. Dieses "x" weist darauf hin, dass sich die Anzahl der verwendeten Teile auf den "Bedarf" bezieht.

Bei Verwendung der Seitenangaben links und rechts in diesem Handbuch gelten diese für die Blickrichtung vom Fahrersitz aus, und zwar in Vorwärts-Betriebsrichtung.

Einige der in diesem Ersatzteilhandbuch aufgeführten Abbildungen und Informationen wurden der Bobcat Company, von den Herstellern von Maschinenbauteilen zur Verfügung gestellt.

ABKÜRZUNGEN UND SYMBOLE

SALES	= Bestellung bei der Verkaufsabteilung in Brüssel
NSS	= Nicht einzeln erhältlich
NAP	= Nicht als Ersatzteil erhältlich
*	= Geänderte oder hinzugefügte Abschnitte, Seiten oder Teilenummern
BTI	= Bobcat Technical Information Bulletin : Siehe am Ende der Mikrokarte des jeweiligen Modells oder der allgemeinen Mikrokarte der BTI.
was 6535403	= War 6535403
adj.	= Einstellung
Assembly	= Baugruppe
available W/Ref.	= erhältlich mit der Referenz
bulk/sold per foot	= Mengenabnahme / Verkauf pro Fuss
does not include	= beinhaltet nicht
included with	= enthalten in
I.D.	= Innendurchmesser
O.D.	= Aussendurchmesser
not in kit	= nicht in Bausatz
W/ - WO/	= mit/ - ohne/
Qty	= Anzahl
see page/ref.	= Siehe Seite / Referenz
used with ref.	= verwendet mit Referenz
0.05 inch thickness	= Dicke : 0.05 Zoll (ein Zoll = 25.4 mm)
weld on	= anschweißen

INFORMAZIONI GENERALI

Quando si usa il numero di serie della macchina usare il numero completo.

Il numero mostrato nella colonna della quantità di questo manuale corrisponde al numero di componenti necessari per l'illustrazione della pagina. Per alcuni componenti appare "X" nella colonna delle quantità. Questa "X" indica che la quantità da usare è "come necessario".

See in questo manuale si fa riferimento alla parte destra o sinistra, si intende dal sedile dell'operatore nella posizione in avanti di funzionamento.

Alcune delle illustrazioni e informazioni trovate in questo manuale di componenti sono state fornite alla Bobcat Company, da società di componenti di macchine.

SIMBOLI E ABBREVIAZIONI

SALES	= Ordinare al servizio vendite di Bruxelles
NSS	= Non vendute separatamente
NAP	= Non disponibile come componente
*	= Sezioni, pagine o numeri di componente cambiati o aggiunti
BTI	= (Bobcat Technical information) Ved. al termine del microfiche del modello relativo oppure microfiche generale
was 6535403	= era 6535403
adj. (adjustment)	= regol. (regolazione)
Assembly	= Complessivo
available W/ref.	= disponibile con rif.
bulk/sold per foot	= alla rinfusa/venduto al piede
does not include	= non comprende
Included with	= compreso con
I.D.	= d. i.
O.D.	= d. e.
not in kit	= non fa parte del kit
W/ - WO/	= con - senza
Qty	= Qtà
see page/ref	= ved. pagina/rif.
used with ref.	= usato con il rif.
0,05 inch thickness	= spessore 0,05 pollici (un pollice = 25,4 mm)
weld on	= a saldare

INFORMACION GENERAL

Al utilizar el número de serie de la máquina, debe emplearse el número completo.

El número que figura en la columna de "Unidades" en este manual es el número de piezas que se necesitan para la ilustración que consta en la página. En algunas piezas aparece una "x" en la columna de "Unidades". Esta "x" indica que las unidades a utilizar son "según sea necesario".

Cuando se empleen las referencias izq. y dcha., éstas se entienden mirando desde el asiento del conductor, en posición de marcha adelante.

Algunas de las ilustraciones y la información que figuran en este manual de piezas han sido facilitadas a Bobcat Company, por empresas de componentes de máquinas.

ABREVIATURAS Y SIMBOLOS

VENTAS	= Pedido al Departamento de Ventas de Bruselas
NSS	= No se vende por separado
NAP	= No disponible como pieza de repuesto
*	= Secciones, páginas o referencias modificadas o añadidas
BTI	= (Bobcat Technical Information) Ver al final de la microficha del modelo afectado o en la microficha general "Boletín de Información Técnica Bobcat".
was 6535403	= era anteriormente el 6535403
adj. (adjustment)	= ajuste
assembly	= conjunto
available W/Ref.	= disponible con la ref.
bulk/sold per foot	= a granel/vendido por pies
does not include	= no incluye
included with	= incluido en
I.D.	= diámetro interior
O.D.	= diámetro exterior
not in kit	= no en el kit
W/ - WO/	= con/ - sin
Qty	= Unidades
see page /ref.	= ver página/ref.
used with ref.	= empleado con la ref.
0,05 inch thickness	= 0,05 pulgadas de espesor (1 pulgada = 25,4 mm)
weld on	= debe ser soldado

ALGEMENE INFORMATIE

Als u het serienummer van de machine gebruikt, geef dan het gehele serienummer.

Het cijfer dat voorkomt in de kolom "Aantal", in deze handleiding, is het aantal onderdelen dat nodig is van de illustratie op de pagina. Voor sommige onderdelen staat er een "x" in de kolom "Aantal". Deze "x" betekent dat er een aantal "zoals nodig" vereist is.

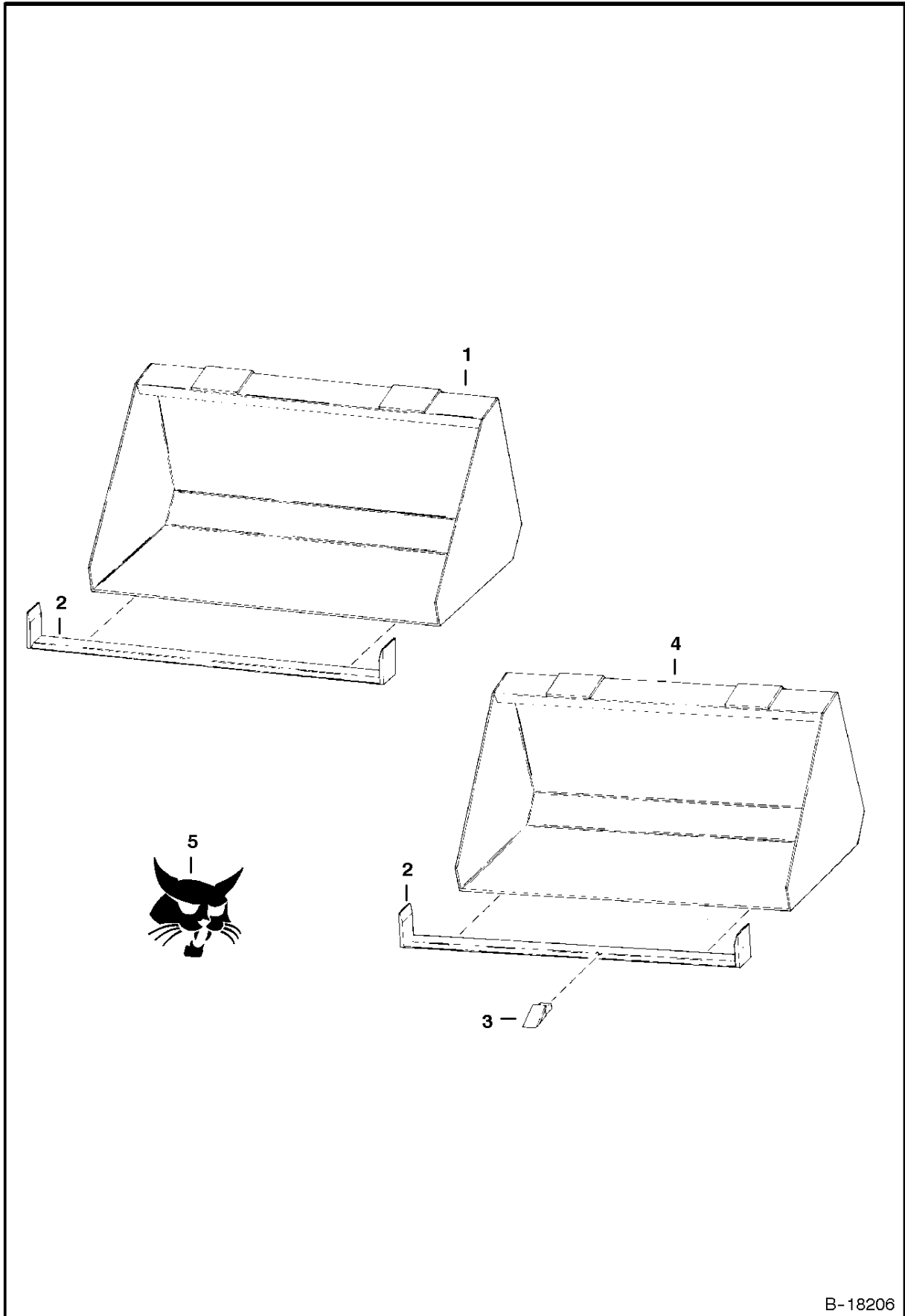
Wanneer er in deze handleiding naar "links" en naar "rechts" gerefereerd wordt, moet dit verstaan worden voor een bestuurder die in de bestuurdersstoel zit in de voorwaartse bedrijfsstand.

Sommige van de illustraties en informatie in deze onderdelen-handleiding werden door firma's van machine-componenten geleverd aan Bobcat Company.

AFKORTINGEN EN SYMBOLEN

SALES	= Bestellen bij de Verkoopafdeling te Brussel
NSS	= Niet afzonderlijk te verkrijgen
NAP	= Niet beschikbaar als onderdeel
*	= Gewijzigde of toegevoegde paragrafen, pagina's of onderdeelnummers
BTI	= Bobcat Technical Information Bulletin : Zie einde van de microfiche van het desbetreffende model of einde van de algemene microfiche die het geheel van alle "BTI" herneemt.
was 6535403	= was vroeger 6535403
adj. (adjustment)	= afstelling
Assembly	= geheel
available W/Ref.	= beschikbaar met ref.
bulk/sold per foot	= bulk/aan de meter verkocht
does not include	= bevat niet
includes with	= is bevat in
I.D.	= ϕ inw. (inwendige diameter)
O.D.	= ϕ uitw. (uitwendige diameter)
not in kit	= niet in de kit
W/ - WO/	= met/ - zonder/
Qty	= vereiste aantal
see page/ref.	= zie pagina/ref.
used with ref/	= gebruikt met ref.
0,05 inch thickness	= 0.05 inch dik (een inch = 25.4 mm)
weld on	= te lassen

BUCKETS
300 Series

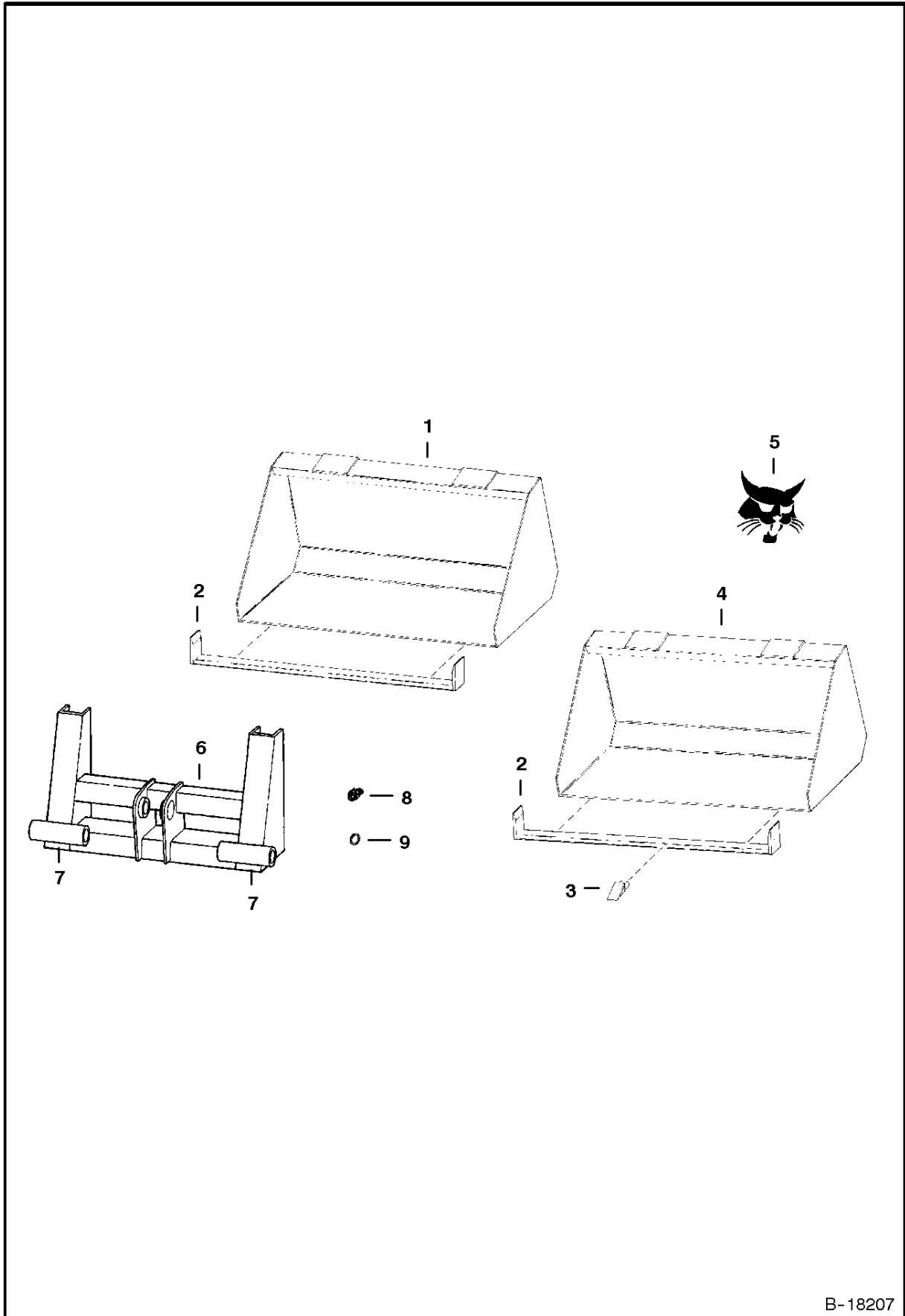


B-18206

BUCKETS

Ref.N°	Part N°	Description	Remarks	Serial N°	Qty.
1	SALES	BUCKET	dirt - 36"(914mm)		1
1	SALES	BUCKET	dirt - 44"(1118mm)		1
1	SALES	BUCKET	mtl. - 48"(1219mm)		1
1	SALES	BUCKET	snow - 54"(1372mm)		1
2	6593405	CUTTING EDGE	36" x 4"(914mm x 102mm)		1
2	6500540	CUTTING EDGE	42" x 3"(1067mm x 76mm)		1
2	6593406	CUTTING EDGE	44" x 4"(1118mm x 102mm)		1
2	6593407	CUTTING EDGE	48" x 4"(1219mm x 102mm)		1
2	6593408	CUTTING EDGE	54" x 4"(1372mm x 102mm)		1
3	6509291	SHANK	Weld On - with tooth		x
3	6509290	TOOTH			x
4	SALES	BUCKET	dirt, 36"(914mm)-Uses 6 Teeth		1
4	SALES	BUCKET	dirt, 44"(1118mm)-Uses 6 Teeth		1
5	6700191	DECAL	R.H. - White Bobcat Head - Was 6570599 [A]		1
5	6700192	DECAL	L.H. - White Bobcat Head - Was 6570600 [A]		1

BUCKETS
400 Series, 440B & Farmboy - Pin Mount & Bob-Tach Mount



B-18207

BUCKETS

Ref.N°	Part N°	Description	Remarks	Serial N°	Qty.
1	SALES	BUCKET	dirt - 36"(914mm)		1
1	SALES	BUCKET	dirt - 44"(1112mm)		1
1	SALES	BUCKET	utility - 44"(1118mm)		1
1	SALES	BUCKET	utility - 48"(1219mm)		1
1	SALES	BUCKET	snow - 54"(1372mm)		1
2	6593405	CUTTING EDGE	36" x 4"(914mm x 102mm)		1
2	6500540	CUTTING EDGE	42" x 3"(1067mm x 76mm)		1
2	6593406	CUTTING EDGE	44" x 4"(1118mm x 102mm)		1
2	6593407	CUTTING EDGE	48" x 4"(1219mm x 102mm)		1
2	6593408	CUTTING EDGE	54" x 4"(1372mm x 102mm)		1
3	6509291	SHANK	Weld On		x
3	6509290	TOOTH			x
4	SALES	BUCKET	dirt, 36"(914mm)-Uses 6 Teeth		1
4	SALES	BUCKET	dirt, 44"(1118mm)-Uses 7 Teeth		1
5	6700191	DECAL	R.H. - White Bobcat Head - Was 6570599 [A]		1
5	6700192	DECAL	L.H. - White Bobcat Head - Was 6570600 [A]		1
6	6594271	MOUNT	for pin mount buckets - weld on		1
7	6565160	BUSHING	Weld-On		2
8	10H-25	GREASE ZERK	for pin mount		2
9	1990599	SEAL	oil - for pin mount - Was 990579 [D]		2

Buy Now



Our support email:

ebooklibonline@outlook.com