



Service Repair Manual

Models

330F and 330F L Excavator

Product: EXCAVATOR

Model: 330F EXCAVATOR LCG

Configuration: 330F L Excavator LCG00001-UP (MACHINE) POWERED BY C7.1 Engine

Disassembly and Assembly 326F, 329F and 330F Excavators Machine Systems

Media Number -UENR3313-07

Publication Date -01/09/2015

Date Updated -12/09/2018

i05436085

Final Drive - Disassemble

SMCS - 4050-015

Disassembly Procedure

Table 1

Required Tools			
Tool	Part Number	Part Description	Qty
A	1P-2420	Transmission Repair Stand	1
B	138-7573	Link Bracket	2
C	1P-1863	Retaining Ring Pliers	1
D	138-7575	Link Bracket	3
E	4C-8359	Eyebolt	2
F	138-7574	Link Bracket	2
G	138-7576	Link Bracket	2
H	154-6181	Forcing Screw	3

Start By:

- a. Remove the final drive.
 1. Put an alignment mark across the sections of the final drive for assembly purposes. The parts must be reinstalled to the original locations.
-



Illustration 1

g00892878

2. Use Tooling (G) and a suitable lifting device to position the final drive assembly onto Tooling (A). The weight of the final drive assembly is approximately 550 kg (1200 lb).
3. Remove bolts (1).




Illustration 2

g00892883

4. Use Tooling (B) and a suitable lifting device to remove cover (2). The weight of cover (2) is approximately 32 kg (70 lb).




Illustration 3

g00892888

5. Remove bolts (3) and gear (4). Check plate (6). Replace plate (6) if plate (6) is worn. Remove plugs (5) from cover (2).




Illustration 4

g00892906

6. Remove O-ring seals (7) from plugs (5).



Illustration 5

g00892930

7. Remove gear (8) and spacer (9).



Illustration 6

g00892965

8. Use Tooling (C) to remove retaining ring (10). Remove washer (11) and gear (12). Remove bearing assembly (13) and washer (14).
9. Repeat Step 8 for the other two gear assemblies.




Illustration 7

g00892968

10. Remove retaining ring (15).



Illustration 8

g00892975

11. Remove carrier assembly (16).
-

Thank you so much for reading.
Please click the “Buy Now!”
button below to download the
complete manual.



After you pay.

You can download the most
perfect and complete manual in
the world immediately.

Our support email:

ebooklibonline@outlook.com