



Service Repair Manual

Models

336 Excavator

Product: EXCAVATOR

Model: 336 EXCAVATOR YBN

Configuration: 336 Excavator YBN00001-UP (MACHINE) POWERED BY C9.3B Engine

Disassembly and Assembly 336 Excavator Machine Systems

Media Number -M0087649-02

Publication Date -01/10/2018

Date Updated -22/10/2018

i07287006

Upper Frame and Undercarriage Frame - Connect

SMCS - 4150-077; 7051-077

Reference: Special Instruction, "Visual Service Procedures - Colors and Symbols" M0066576

Connect Procedure

Table 1

Required Tooling			
Tool	Part Number	Part Description	Qty
A	8C-8422	Sealant	1
B	-	Loctite 243 Threadlocker	-
C	385-8479	Hydraulic Pump and Motor Gp	1
	478-3990	Hydraulic Torque Wrench	1
	9U-6539	Socket	1
D	1U-5826	Adjustment Screw	2
E	473-7086	Shaft	1
F	4C-6486	Stand	1
	8S-7615	Pin As	1
	8S-7631	Tube	1
	8S-7625	Collar	1
	8S-8048	Saddle	1
G	228-4533	Boom Cylinder Link Gp	1



Illustration 1

g06275827


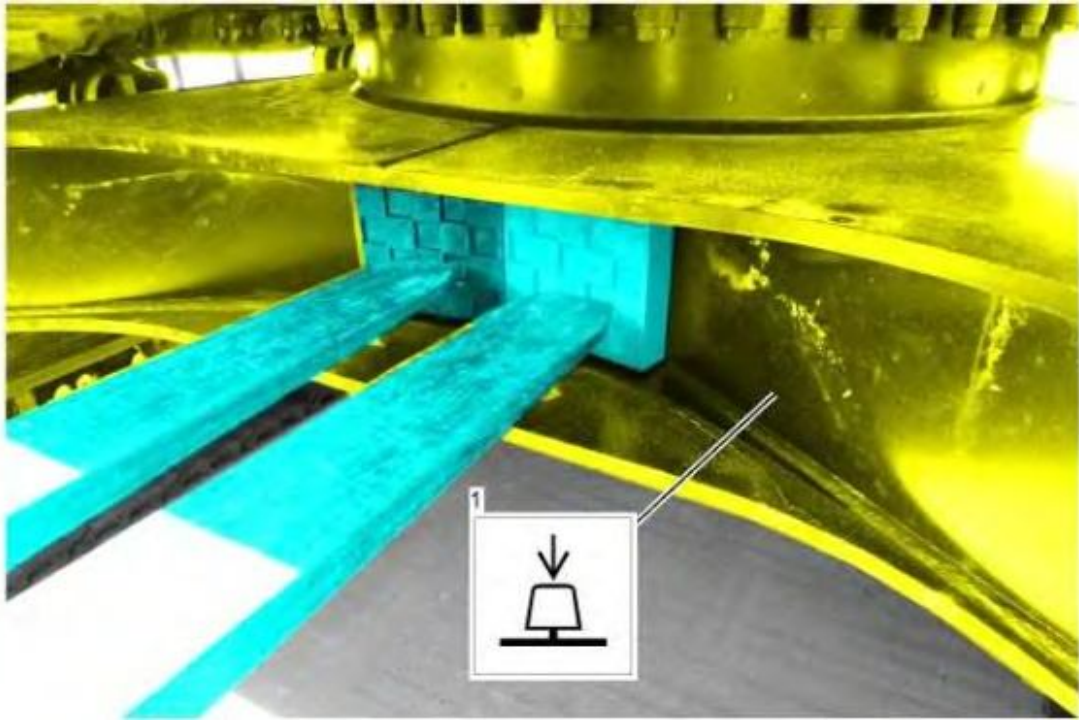


Illustration 2


g06274999



3

Illustration 3

g06275219



4

Illustration 4

g06275227




Illustration 5

g06275309




Illustration 6

g06275312

Thank you so much for reading.
Please click the “Buy Now!”
button below to download the
complete manual.



After you pay.

You can download the most
perfect and complete manual in
the world immediately.

Our support email:

ebooklibonline@outlook.com