



Service Repair Manual

Models

336 GC Excavator

Product: EXCAVATOR

Model: 336 GC EXCAVATOR JFW

Configuration: 336 GC Excavator JFW00001-UP (MACHINE) POWERED BY C7.1 Engine

Disassembly and Assembly 336 Excavator Machine Systems

Media Number -M0087649-02

Publication Date -01/10/2018

Date Updated -22/10/2018

i07284312

Upper Frame and Undercarriage Frame - Separate

SMCS - 4150-076; 7051-076

Reference: Special Instruction, "Visual Service Procedures - Colors and Symbols" M0066576

Separation Procedure

Table 1

Required Tooling			
Tool	Part Number	Part Description	Qty
	4C-6486	Stand	1
	8S-7615	Pin As	1
A	8S-7631	Tube	1
	8S-7625	Collar	1
	8S-8048	Saddle	1
B	228-4533	Boom Cylinder Link Gp	1
C	504-9790	Lift Gp	3
	504-9794	Tool Gp	1
D	1U-5826	Adjustment Screw	2
E	473-7086	Shaft	1
	385-8479	Hydraulic Pump and Motor Gp	1
F	384-8910	Hydraulic Wrench	1
	9U-6539	Socket	1
G	FT-3091	Beam	1
H	189-0863	Shackle As	2

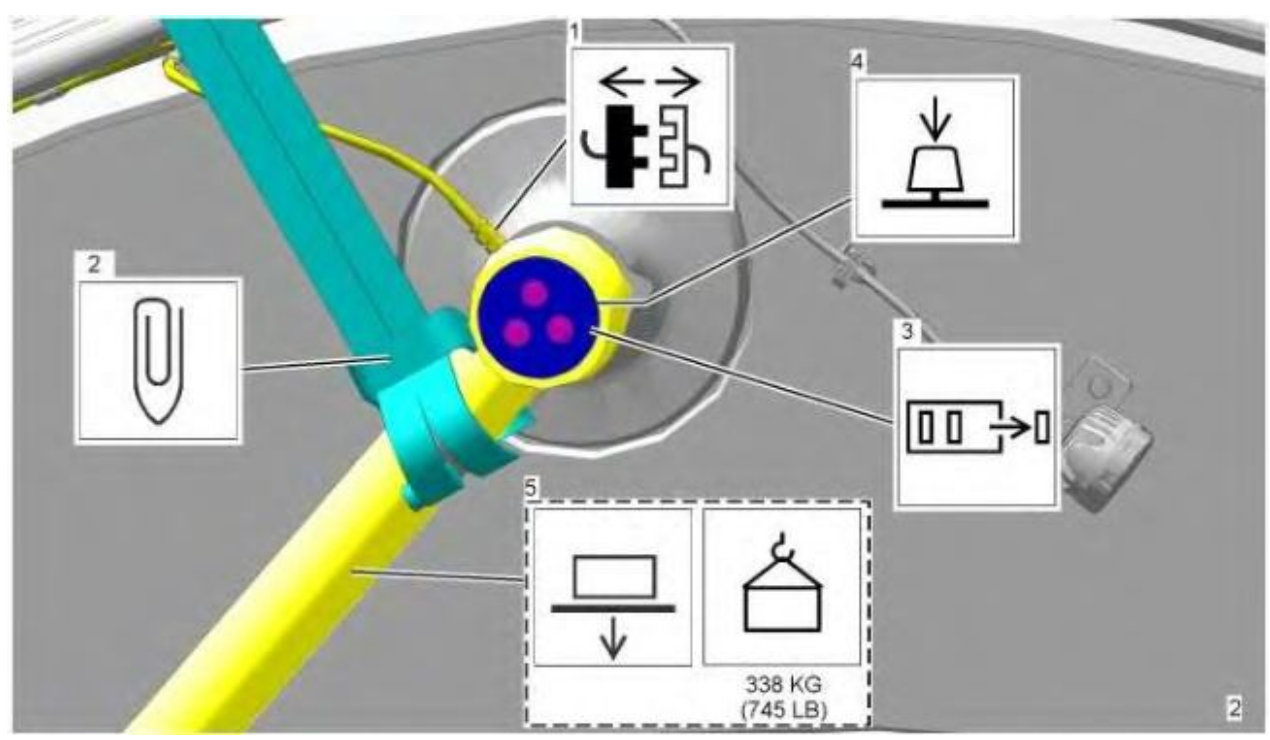
Start By:


- a. Remove the bucket.
- b. Park machine with the final drive drains at the 6 o'clock position.



Illustration 1

g06273639








Illustration 5

g06273918




Illustration 6

g06273948

Thank you so much for reading.
Please click the “Buy Now!”
button below to download the
complete manual.



After you pay.

You can download the most
perfect and complete manual in
the world immediately.

Our support email:

ebooklibonline@outlook.com