



# Service Repair Manual

## **Models**

349F LXE Excavator

---

Product: EXCAVATOR

Model: 349F LXE EXCAVATOR RAX

Configuration: 349F LXE Excavators RAX00001-UP (MACHINE) POWERED BY C13 Engine

## Disassembly and Assembly 349F XE and 352F XE Excavators Machine Systems

Media Number -UENR6800-01

Publication Date -01/09/2015

Date Updated -05/12/2017

i05331849

## Final Drive - Disassemble

SMCS - 4050-015

## Disassembly Procedure

Table 1

Required Tools			
Tool	Part Number	Part Description	Qty
A	1P-2420	Transmission Repair Stand	1
B	138-7575	Link Brackets	2
C	4C-8359	Eyebolt	3
D	138-7574	Link Brackets	2
E	154-6182	Forcing Bolts	3

### Start By:

- A. Remove the final drive and travel motor.
  - B. Remove the sprocket.
-

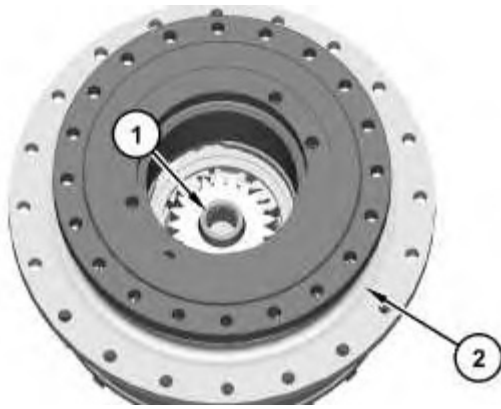


Illustration 1

g02431160

1. Remove coupling (1) from final drive (2) .
2. Attach a suitable lifting device to the final drive, and turn final drive (2) over 180 degrees. The weight of final drive (2) is approximately 590 kg (1300 lb).




Illustration 2

g01207796

3. Attach the final drive to Tooling (A) . Put an alignment mark across the sections of the final drive for assembly purposes. All parts must be reinstalled in the original locations.
4. Remove setscrews (3) .



Illustration 3

g01207801

5. Attach Tooling (B) and a suitable lifting device to cover (5) . The weight of cover (5) is approximately 52 kg (115 lb).

**Note:** Use a soft faced hammer in order to break the seal between cover (5) and the ring gear.

6. Remove bolts (4) , the washers, and cover (5) .




Illustration 4

g01207835

7. Remove spacer (6) .



---

Illustration 5

g02431238

8. Remove shims (7) .
9. Remove socket head bolts (8) and ring gear (9) .



---

Illustration 6

g01207864

10. Remove sun gear (10) .
  11. Remove carrier assembly (11) .
-

Thank you so much for reading.  
Please click the “Buy Now!”  
button below to download the  
complete manual.



After you pay.

You can download the most  
perfect and complete manual in  
the world immediately.

Our support email:

[ebooklibonline@outlook.com](mailto:ebooklibonline@outlook.com)