



Service Repair Manual

Models

972M Wheel Loader

Product: WHEEL LOADER

Model: 972M WHEEL LOADER A8P

Configuration: 972M Wheel Loader A8P00001-UP (MACHINE) POWERED BY C9.3 Engine

Disassembly and Assembly 966M, 966M Series XE, 972M and 972M Series XE Wheel Loaders

Media Number -UENR5562-08

Publication Date -01/05/2018

Date Updated -24/05/2018

i05648965

Piston Pump (Implement) - Disassemble - 45 cc

SMCS - 5070-015-FD; 5070-015-II; 5070-015; 5084-015; 5084-015-QP


Disassembly Procedure

Table 1

Required Tools			
Tool	Part Number	Part Description	Qty
A	1P-0510	Driver Gp	1
	5P-8247	Hard Washer	1
B	8H-0663	Bearing Puller Gp	1

Start By:

- a. Remove the piston pump (steering) .



1. Remove bolts (2) and valve (1).




Illustration 2

g03586798

2. Remove gasket (3) from valve (1).




Illustration 3

g03586800



WARNING

Personal injury can result from being struck by parts propelled by a released spring force.

Make sure to wear all necessary protective equipment.

Follow the recommended procedure and use all recommended tooling to release the spring force.

-
3. Remove bolts (4) and head (5).
-




Illustration 4

g03586802

4. Remove O-ring seal (6), port plate (7), and bearing cup (8) from head (5).




Illustration 5

g03586806




Illustration 6

g03586808

5. Remove nut (9), O-ring seal (10), and solenoid (11).




Illustration 7

g03586811



Personal injury can result from being struck by parts propelled by a released spring force.

Make sure to wear all necessary protective equipment.

Follow the recommended procedure and use all recommended tooling to release the spring force.

6. Remove cartridge (12) from adapter (13).
7. Remove adapter (13) from the pump housing.



Illustration 8

g03586840

8. Remove rings (14) and O-ring seal (15) from adapter (13).

Thank you so much for reading.
Please click the “Buy Now!”
button below to download the
complete manual.



After you pay.

You can download the most
perfect and complete manual in
the world immediately.

Our support email:

ebooklibonline@outlook.com