



Service Repair Manual

Models

CS-663E and CP-663E
Vibratory Compactor

Product: VIBRATORY COMPACTOR

Model: CP-663E VIBRATORY COMPACTOR DAF

Configuration: CS-663E CP-663E Vibratory Compactor DAF00001-UP (MACHINE) POWERED BY 3056E Engine

Disassembly and Assembly 3056E Engine for Caterpillar Built Machines

Media Number -REN2400-06

Publication Date -01/02/2006

Date Updated -03/05/2017

i01744832

Cylinder Head - Remove

SMCS - 1100-011

Removal Procedure

Table 1

Required Tools			
Tool	Part Number	Part Description	Qty
A	138-7575	Link Bracket	1

Start By:

- Remove the fuel injection nozzles. Refer to Disassembly and Assembly, "Fuel Injection Nozzles - Remove".
 - Remove the air inlet manifold. Refer to Disassembly and Assembly, "Inlet Manifold - Remove".
 - Remove the exhaust manifold. Refer to Disassembly and Assembly, "Exhaust Manifold - Remove and Install".
 - Remove the water outlet manifold. Refer to Disassembly and Assembly, "Water Outlet Manifold - Remove".
 - Remove the rocker shaft assembly and the pushrods. Refer to Disassembly and Assembly, "Rocker Shaft and Pushrod - Remove".
-

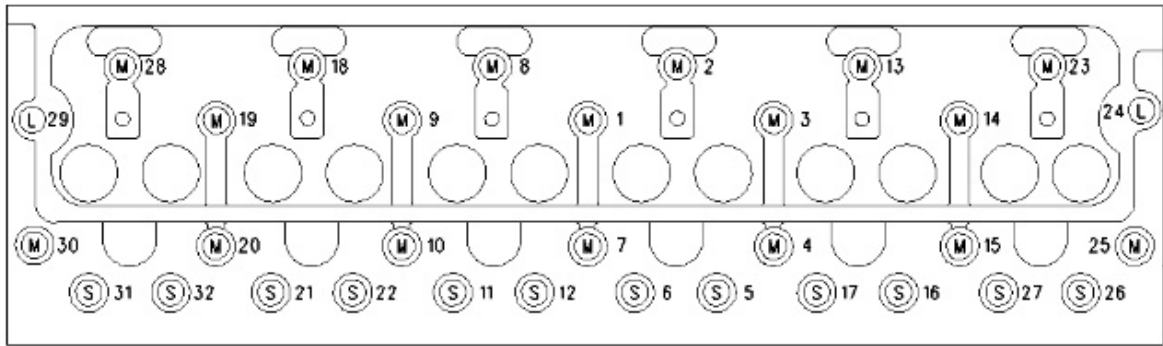


Illustration 1

g00893273

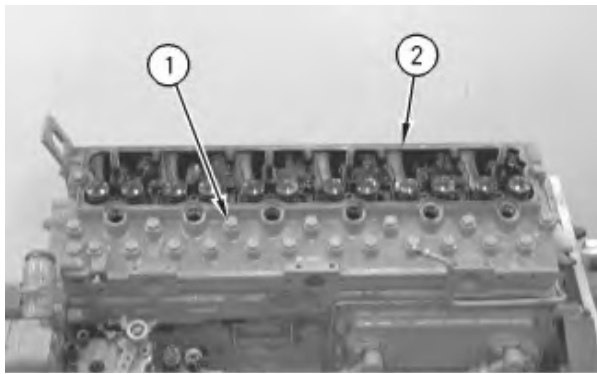


Illustration 2

g00893110

1. Gradually loosen cylinder head bolts (1) in reverse numerical order. Refer to illustration 1. This will help prevent distortion of the cylinder head.
2. Remove bolts (1) from cylinder head (2).




Illustration 3

g00893111

3. Install Tooling (A) and a suitable lifting device to cylinder head (2). Carefully lift cylinder head (2) off the engine block. The weight of the cylinder head is approximately 61 kg (135 lb).

NOTICE

Place the cylinder head on a surface that will not scratch the face of the cylinder head.




Illustration 4

g00893112

4. Remove cylinder head gasket (3).

Note: Note the location of dowels (4) on each end of the cylinder block. Dowels (4) hold cylinder head gasket (3) in place while cylinder head (2) is installed.

Product: VIBRATORY COMPACTOR

Model: CP-663E VIBRATORY COMPACTOR DAF

Configuration: CS-663E CP-663E Vibratory Compactor DAF00001-UP (MACHINE) POWERED BY 3056E Engine

Disassembly and Assembly 3056E Engine for Caterpillar Built Machines

Media Number -REN2400-06

Publication Date -01/02/2006

Date Updated -03/05/2017

i01745021

Cylinder Head - Install

SMCS - 1100-012

Installation Procedure

Table 1

Required Tools			
Tool	Part Number	Part Description	Qty
A	138-7575	Link Bracket	1

Note: Thoroughly clean the top of the cylinder block and the bottom of the cylinder head. Ensure that there is no debris in the cylinder bores.




Illustration 1

g00893112

1. Install cylinder head gasket (3) on dowels (4) on top of the cylinder block. The cylinder head gasket (3) is stamped "FRONT TOP". Do not use any sealant or compound on the cylinder head gasket.

Thank you so much for reading.
Please click the “Buy Now!”
button below to download the
complete manual.



After you pay.

You can download the most
perfect and complete manual in
the world immediately.

Our support email:

ebooklibonline@outlook.com