



# Service Repair Manual

## **Models**

# D6R Track-Type Tractor

---

[Previous Screen](#)

Product: TRACK-TYPE TRACTOR

Model: D6R TRACK-TYPE TRACTOR 6GR

Configuration: D6R LGP TRACTOR 6GR0001-UP (MACHINE) POWERED BY 3306 ENGINE

## Disassembly and Assembly D6R Track-Type Tractor

Media Number -SEN8361-01

Publication Date -01/03/2002

Date Updated -07/03/2002

i01002775

## Implement Pump - Assemble

SMCS - 5073-016

### Assembly Procedure

Table 1

Required Tools			
Tool	Part Number	Part Description	Qty
A	1P-1861	Snap Ring Pliers	1
B	1P-0074	Slide Hammer	1
	5F-7344	Crossblock	1
	7S-7786	Puller Jaws	1
C	1P-1862	Snap Ring Pliers	1
D	1P-0510	Driver	1

**Reference:** Refer to Specifications, "Implement Hydraulic Pump" and Specifications, "Pressure and Flow Compensator Valve" in the Service Manual for your machine.

---



Illustration 1

g00610615

1. Lower the temperature of bearing cup (47). Install the bearing cup in the housing. Use Tooling (D) to install seal (46) (not shown) in the housing.




Illustration 2

g00610419

2. Install bearing (45). Install bearings (43) and screws (44). Tighten screws (44) to a torque of  $4 \pm 0.4 \text{ N}\cdot\text{m}$  ( $35 \pm 4 \text{ lb in}$ ).



Illustration 3

g00610418

3. Install swashplate (42) in the housing.




Illustration 4

g00610352

4. Install shaft (41) .





Illustration 5

g00610348



5. Install the following components in barrel (34) : inner spring guide (37), spring (38) and outer spring guide (39). Position barrel (34) in the press. Use Tooling (C) in order to install retaining ring (40) .




Illustration 7

6. Install pistons (35) in retaining plate (36) .




Illustration 8

7. Install barrel (34) on pistons (35) .
-

Thank you so much for reading.  
Please click the “Buy Now!”  
button below to download the  
complete manual.



After you pay.

You can download the most  
perfect and complete manual in  
the world immediately.

Our support email:

[ebooklibonline@outlook.com](mailto:ebooklibonline@outlook.com)