

**McCormick-Deering
W-12
Tractor**

Operator's Manual

INT-5073

Reprinted

CASE *iii*






THIS SAFETY ALERT SYMBOL INDICATES IMPORTANT SAFETY MESSAGES IN THIS MANUAL. WHEN YOU SEE THIS SYMBOL, CAREFULLY READ THE MESSAGE THAT FOLLOWS AND BE ALERT TO THE POSSIBILITY OF PERSONAL INJURY OR DEATH.

M171B

If Safety Decals on this machine use the words **Danger, Warning or Caution**, which are defined as follows:

- **DANGER:** Indicates an immediate hazardous situation which if not avoided, will result in death or serious injury. The color associated with Danger is RED.
- **WARNING:** Indicates an potentially hazardous situation which if not avoided, will result in serious injury. The color associated with Warning is ORANGE.
- **CAUTION:** Indicates an potentially hazardous situation which if not avoided, may result in minor or moderate injury. It may also be used to alert against unsafe practices. The color associated with Caution is YELLOW.

If Safety Decals on this machine are ISO two panel Pictorial, decals are defined as follows:

- The first panel indicates the nature of the hazard.
- The second panel indicates the appropriate avoidance of the hazard.
- Background color is YELLOW.
- Prohibition symbols such as   and  if used, are RED.



WARNING


IMPROPER OPERATION OF THIS MACHINE CAN CAUSE INJURY OR DEATH. BEFORE USING THIS MACHINE, MAKE CERTAIN THAT EVERY OPERATOR:

- Is instructed in safe and proper use of the machine.
- Reads and understands the Manual(s) pertaining to the machine.
- Reads and understands ALL Safety Decals on the machine.
- Clears the area of other persons.
- Learns and practices safe use of machine controls in a safe, clear area before operating this machine on a job site.

It is your responsibility to observe pertinent laws and regulations and follow Case Corporation instructions on machine operation and maintenance.

For Sale
Instruction Book *Master*


McCormick-Deering W-12 Tractor



including sectional views and parts list

Important
TO OWNERS—

This book has been prepared and is furnished for the purpose of giving the user as much information as possible pertaining to the care and operation of this machine. The owner is urged to read and study this instruction book and, if ordinary care is exercised, he will be assured of satisfactory service.



*Gift
6/14/37
E 78*

MANUFACTURED BY
INTERNATIONAL HARVESTER COMPANY
(INCORPORATED)
606 So. MICHIGAN AVE. CHICAGO, U. S. A.



Order Genuine Parts for Replacements

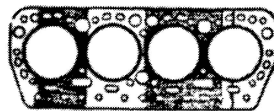
Satisfactory and efficient service in the operation of this or any other machine is endangered by the use of inferior repairs, as cheap parts invariably mean short life and high cost.

If parts could be manufactured at a lower cost and sold at lower prices without sacrificing quality, this would be done. The right material for the purpose and the knowledge acquired through many years of manufacturing enables International Harvester Company to produce quality that will not be found in imitation repairs.

Inferior repair parts are sold for IHC machines, but you take an unnecessary risk when you buy them.

Our customers should remember that whenever they find repairs furnished are not as GOOD as the parts on a New IHC Machine, they are NOT getting GENUINE parts.

Buying "will fit" parts to save money, is like stopping the clock to save time.



Buy Now



Our support email:

ebooklibonline@outlook.com