


JOHN DEERE
AG & TURF DIVISION

**John Deere Select Series™
X500 Multi-Terrain Series Tractors**

OMM167791 H2

OPERATOR'S MANUAL



JOHN DEERE

⚠ WARNING: The Engine Exhaust from this product contains chemicals known to the State of California to cause cancer, birth defects or other reproductive harm.

California Proposition 65 Warning

North American Version
Printed in U.S.A.

Introduction

Thank You for Purchasing a John Deere Product

We appreciate having you as a customer and wish you many years of safe and satisfied use of your machine.

Using Your Operator's Manual

This manual is an important part of your machine and should remain with the machine when you sell it.

Reading your operator's manual will help you and others avoid personal injury or damage to the machine. Information given in this manual will provide the operator with the safest and most effective use of the machine. Knowing how to operate this machine safely and correctly will allow you to train others who may operate this machine.

If you have an attachment, use the safety and operating information in the attachment operator's manual along with the machine operator's manual to operate the attachment safely and correctly.

This manual and safety signs on your machine may also be available in other languages (see your authorized dealer to order).

Sections in your operator's manual are placed in a specific order to help you understand all the safety messages and learn the controls so you can operate this machine safely. You can also use this manual to answer any specific operating or servicing questions. A convenient index located at the end of this book will help you to find needed information quickly.

The machine shown in this manual may differ slightly from your machine, but will be similar enough to help you understand our instructions.

RIGHT-HAND and LEFT-HAND sides are determined by facing in the direction the machine will travel when going forward. When you see a broken line (-----), the item referred to is hidden from view.

Before delivering this machine, your dealer performed a predelivery inspection to ensure best performance.

Special Messages

Your manual contains special messages to bring attention to potential safety concerns, machine damage as well as helpful operating and servicing information. Please read all the information carefully to avoid injury and machine damage.



CAUTION: Avoid injury! This symbol and text highlight potential hazards or death to the operator or bystanders that may occur if the hazards or procedures are ignored.

IMPORTANT: Avoid damage! This text is used to tell the operator of actions or conditions that might result in damage to the machine.

NOTE: General information is given throughout the manual that may help the operator in the operation or service of the machine.

Attachments for Your Machine

There's a John Deere attachment or kit to make your new machine perform more tasks or be more versatile, whether your machine is a lawn tractor or compact utility tractor or a utility vehicle.

You can check out the entire line of attachments for your machine at JohnDeere.com or ask your John Deere dealer. From aerators to electric lift kits to tillers, there's a John Deere attachment or kit to fill every need.

Product Identification

Record Identification Numbers

John Deere Select Series™ - X500 Multi-Terrain™ Tractors

PIN (070001-)

If you need to contact an Authorized Service Center for information on servicing, always provide the product model and identification numbers.

You will need to locate the model and serial number for the machine and for the engine of your machine and record the information in the spaces provided below.

DATE OF PURCHASE:


DEALER NAME:

DEALER PHONE:

Picture Note: X500, X530, and X534 engine serial number location shown.


PRODUCT IDENTIFICATION NUMBER (A):

ENGINE SERIAL NUMBER (B):



MX36619

Picture Note: X540 engine serial number shown.



MX43928

Table of Contents

Safety Labels	1
Safety	7
Machine Cleanout.....	14
Operating - Controls	17
Operating.....	18
Replacement Parts	33
Service Intervals	34
Service Lubrication.....	35
Service Engine	37
Service Transmission	48
Service Mower.....	51
Service Electrical.....	57
Service Miscellaneous.....	60
Troubleshooting	65
Storage	69
Assembly	71
Specifications	73
Warranty	77
Index.....	79

Original Instruction

All information, illustrations and specifications in this manual are based on the latest information at the time of publication. The right is reserved to make changes at any time without notice.

COPYRIGHT© 2012

Deere & Co.

John Deere Ag & Turf Division

All rights reserved

Previous Editions

COPYRIGHT© 2005, 2006, 2007, 2008,
2009, 2010, 2011

OMM167791 H2 - English

Safety Labels

Safety Label Location

CAUTION
Avoid equipment fires.
Accumulation of grass, leaves and other debris on or near hot or moving parts can cause a fire.
Inspect machine before, during, and after use.
Shut off engine and allow machine to cool before cleaning.

Inspect and clean the entire machine and pay special attention to these locations:

- Muffler and exhaust system
- Engine and engine screens
- Top of mower deck and under shields
- On or near transmission

WARNING
To avoid injury from twisted spring, read operator's manual before changing attachments.

DANGER
ROTATING BLADE
DO NOT PUT HANDS OR FEET UNDER OR INTO MOWER WHEN ENGINE IS RUNNING.
THROWN OBJECTS
BEFORE MOWING, CLEAR AREA OF OBJECTS THAT MAY BE THROWN BY BLADE.
DO NOT OPERATE MOWER WITHOUT DISCHARGE CHUTE OR ENTIRE GRASS CATCHER IN PLACE.

DANGER
SHIELD EYES
ADD SULFURIC ACID
EXPLOSIVE GASES CAN CAUSE BLINDNESS OR INJURY
NO SPARKS
FLAMES
SMOKING

CAUTION
FLUSH EYES IMMEDIATELY WITH WATER. GET MEDICAL HELP FAST.
KEEP OUT OF REACH OF CHILDREN. DO NOT TIP. KEEP TIRE CAPS TIGHT AND LEVEL.
LEAD
RECYCLE

DANGER
ROTATING BLADE
Do not put hands or feet under or into mower when engine is running.

WARNING
AVOID SERIOUS INJURY OR DEATH
• Drive up and down slopes, not across.
• Use caution on hills.
• Do not operate on wet grass.
• Do not operate on steep slopes.
• Do not operate on uneven ground.
• Do not operate on wet pavement.
• Do not operate on wet concrete.
• Do not operate on wet asphalt.
• Do not operate on wet dirt.
• Do not operate on wet gravel.
• Do not operate on wet sand.
• Do not operate on wet mud.
• Do not operate on wet snow.
• Do not operate on wet ice.
• Do not operate on wet frost.
• Do not operate on wet sleet.
• Do not operate on wet hail.
• Do not operate on wet rain.
• Do not operate on wet dew.
• Do not operate on wet frost.
• Do not operate on wet sleet.
• Do not operate on wet hail.
• Do not operate on wet rain.
• Do not operate on wet dew.

DANGER
ROTATING REARERS CUT OFF ARMED AND LEGS
• Do not touch when rotating rearers or when they are raised.
• Do not touch when rearers are lowered.
• Do not touch when rearers are in reverse.
• Look down and behind before and while backing.
• Never carry children even with blades off.

MX42022

Picture Note: Use label number listed in table below to locate complete text of safety label message following this illustration.

- A - DANGER/WARNING M162713 (X500)
- B - DANGER/WARNING M152348 (X530-X540)
- C - DANGER M118610

- D - DANGER M128699 (ON BATTERY)
- E - CAUTION (MOLDED INTO MUFFLER)
- F - WARNING M146577
- G - DANGER M89504
- H - CAUTION M165279

Thank you so much for reading.
Please click the “Buy Now!”
button below to download the
complete manual.



After you pay.

You can download the most
perfect and complete manual in
the world immediately.

Our support email:

ebooklibonline@outlook.com