

JOHN DEERE
WORLDWIDE COMMERCIAL & CONSUMER
EQUIPMENT DIVISION

Trim and Surrounds Mower
7200, 7400

OMTCU28599 L9

OPERATOR'S MANUAL



JOHN DEERE

⚠ WARNING: Diesel engine exhaust and some of its constituents are known to the State of California to cause cancer, birth defects, and other reproductive harm.

California Proposition 65 Warning

North American Version
Litho in U.S.A.

INTRODUCTION

Thank You for Purchasing a John Deere Product

We appreciate having you as a customer and wish you many years of safe and satisfied use of your machine.

Using Your Operator's Manual

This manual is an important part of your machine and should remain with the machine when you sell it.

Reading your operator's manual will help you and others avoid personal injury or damage to the machine. Information given in this manual will provide the operator with the safest and most effective use of the machine. Knowing how to operate this machine safely and correctly will allow you to train others who may operate this machine.

If you have an attachment, use the safety and operating information in the attachment operator's manual along with the machine operator's manual to operate the attachment safely and correctly.

This manual and safety signs on your machine may also be available in other languages (see your authorized dealer to order).

Sections in your operator's manual are placed in a specific order to help you understand all the safety messages and learn the controls so you can operate this machine safely. You can also use this manual to answer any specific operating or servicing questions. A convenient index located at the end of this book will help you to find needed information quickly.

The machine shown in this manual may differ slightly from your machine, but will be similar enough to help you understand our instructions.

RIGHT-HAND and LEFT-HAND sides are determined by facing in the direction the machine will travel when going forward. When you see a broken line (-----), the item referred to is hidden from view.

Before delivering this machine, your dealer performed a predelivery inspection to ensure best performance.

Special Messages

Your manual contains special messages to bring attention to potential safety concerns, machine damage as well as helpful operating and servicing information. Please read all the information carefully to avoid injury and machine damage.



CAUTION: Avoid injury! This symbol and text highlight potential hazards or death to the operator or bystanders that may occur if the hazards or procedures are ignored.

IMPORTANT: Avoid damage! This text is used to tell the operator of actions or conditions that might result in damage to the machine.

NOTE: *General information is given throughout the manual that may help the operator in the operation or service of the machine.*

PRODUCT IDENTIFICATION

Record Identification Numbers

**7400 Terrain Cut Trim and Surrounds Mower PIN
(030001-)**

**7200 Precision Cut Trim and Surrounds Mower PIN
(020001-)**


If you need to contact an Authorized Service Center for information on servicing, always provide the product model and identification numbers.

You will need to locate the identification numbers for the product. Record the information in the spaces provided below.

DATE OF PURCHASE:


DEALER NAME:

DEALER PHONE:



MX25176

PRODUCT IDENTIFICATION NUMBER (A):



MX25208

ENGINE SERIAL NUMBER (B):

TABLE OF CONTENTS

Safety Labels	1
Safety	7
Operating Controls	14
Operating - Machine	15
Operating - Cutting Units	25
Replacement Parts	29
Service Intervals	30
Service Lubrication	32
Service Engine	35
Service Transmission.....	44
Service - Cutting Units.....	50
Service Electrical.....	67
Service Miscellaneous.....	70
Troubleshooting	76
Storage	82
Specifications	83
Warranty	86
Index	89

Original Instruction

All information, illustrations and specifications in this manual are based on the latest information at the time of publication. The right is reserved to make changes at any time without notice.

COPYRIGHT© 2009

Deere & Co.

John Deere Worldwide Commercial and Consumer Equipment Division

All rights reserved

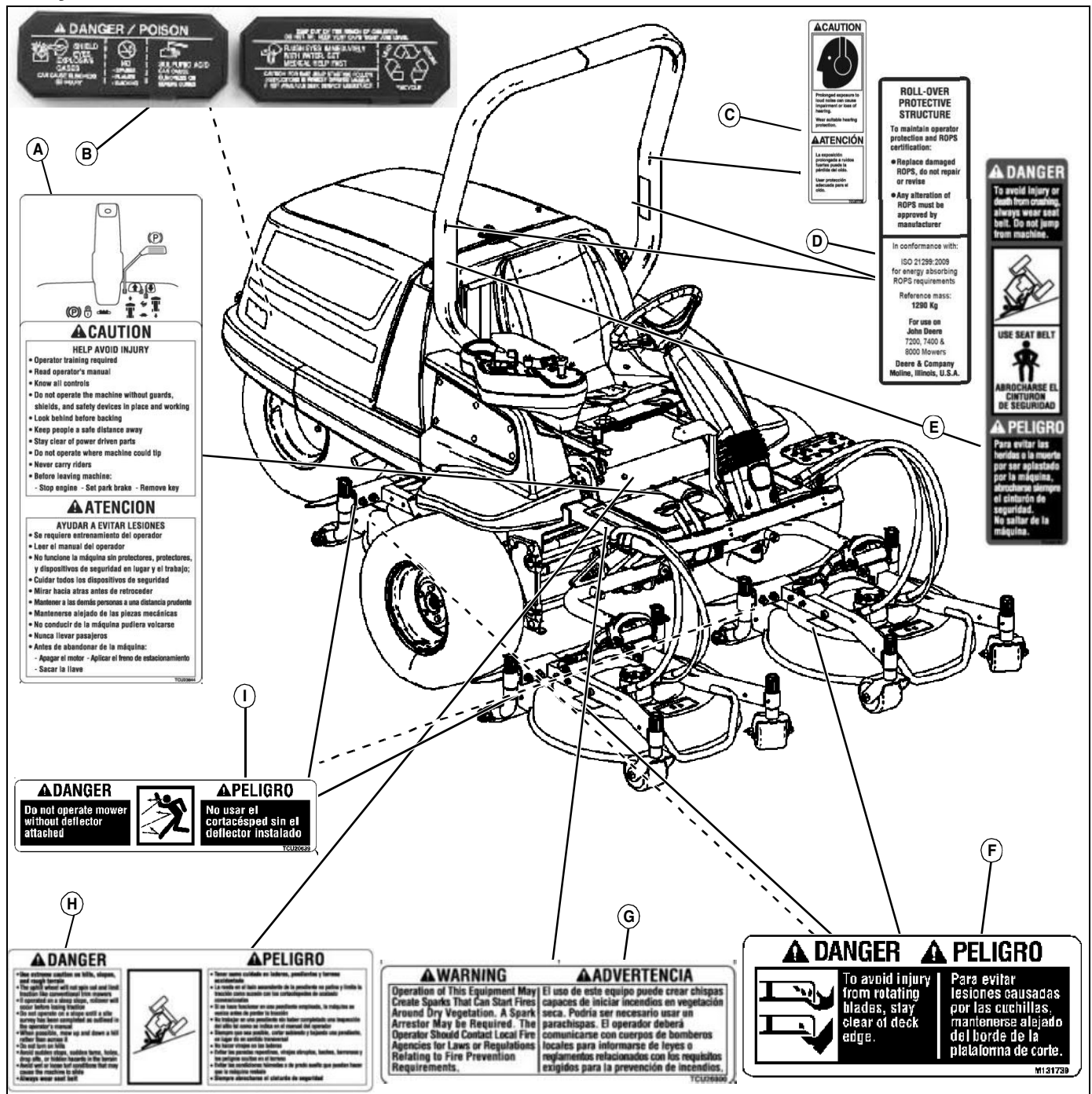
Previous Editions

COPYRIGHT© 2008

OMTCU28599 L9 - English

SAFETY LABELS

Safety Label Location 7400



MX26635

E - DANGER TCU22761

F - DANGER M131739

G - SPARK ARRESTOR TCU26800

H - DANGER TCU25613

I - DANGER TCU20639

Picture Note: Use label number listed in table below to locate complete text of safety label message following this illustration.

A - CAUTION TCU23844

B - DANGER POISON M97300

C - WARNING - TCU27738

D - ROLL-OVER STRUCTURE TCU27425

Thank you so much for reading.
Please click the “Buy Now!”
button below to download the
complete manual.



After you pay.

You can download the most
perfect and complete manual in
the world immediately.

Our support email:

ebooklibonline@outlook.com