


751



Bobcat®

G-SERIES
Parts
Manual

S/N 5157 30001 & Above
S/N 5156 20001 & Above



**EQUIPPED WITH
BOBCAT INTERLOCK
CONTROL SYSTEM (BICS™)**



751 G-SERIES ALPHABETICAL INDEX

ADHESIVE	272	LATCH, REAR DOOR	22
AIR CLEANER	126	LEVER, PINTLE	82
ALTERNATOR	116, 118, 128	LIFT KITS	242, 243
ANTI-FREEZE	272	LIGHT KIT	245
AXLE	35	LIGHTS, FLASHER	222
BATTERY	100	LOCK, REAR DOOR	253
BELT, ALTERNATOR	128	LUBRICANT	272
BELT, PUMP DRIVE	132	MANIFOLD	155
BLOCK HEATER	174	MOUNT, ENGINE	128
BOB-TACH	24, 28	MOUNT, HYDRO. PUMP	128, 132
CAB	14, 16	MUFFLER	126
CAB DOOR	180, 188	OIL	272
CAB ENCLOSURE	193	OIL COOLER	80
CABLE, BATTERY	100	PAINT	272
CAMSHAFT	151, 152	PAN, OIL	148
CAP, FUEL	30	PANEL, INSTRUMENT	98
CAP, HYD. OIL	76	PEDALS, CONTROL	55
CAP, RADIATOR	122	PISTON, ENGINE	150
CHAIN, DRIVE	31	POLISH	272
CHAINCASE	12, 31	PUMP, FUEL	30, 159
COOLING FAN DRIVE ASSY.	138	PUMP, GEAR	93
COUNTER WEIGHTS	201, 202	PUMP, HYDRO.	86
CYLINDER BLOCK	143	PUMP, OIL	144
CYLINDER, LIFT	53	PUMP, WATER	153
CYLINDER, TILT	52	RIM, WHEEL	269
DIPSTICK, ENG. OIL	148	RING GEAR	132
DOOR, CAB	180, 188	SEALANT	272
DOOR, REAR	22	SEAT	19, 255
DRIVE MOUNT ASSY.	32	SEAT BELT	16, 256, 261
ENGINE	132, 140	SENDER, ENG. TEMP.	100
EXTINGUISHER	220	SENDER, FUEL	30
FAN	122	SENSOR, RPM	100
FILTER, AIR	164	SHOCK CONTROLS	82
FILTER, ENG. OIL	141	SOLENOID	100
FILTER, FUEL	30	SPROCKET, AXLE	31, 35
FILTER, HYD. OIL	80	STARTER	100, 120, 132
FIRE EXTINGUISHER	220	STOP, LIFT ARM	24
FLASHER LIGHTS	222	SWITCH, ENG. OIL PRESS.	100
FUEL SYSTEM	30	SWITCH, HYD. PRESS.	100
GAS SPRING	14, 180, 188	SWITCH, HYD. TEMP.	100
GASKET KIT, ENG.	140	SWITCH, IGNITION	98
GLOW PLUG	161	TANK, COOLANT	122
GUAGE, ENG. TEMP.	98	THERMOSTAT	154
GUAGE, FUEL	98	THROTTLE	136
HARNESS, CAB	98	VALVE COVER	145
HARNESS, CONTROLS	108	VALVE, ENGINE	146
HARNESS, ENGINE	100	VALVE, HYD. CONTROL	58, 62, 66
HARNESS, LIGHTS	245	WINDOW, REAR REMOVAL KIT ..	199
HEAD, CYLINDER	147	WINDOW, REAR	196, 208
HEATER	228, 232	WINDOW, SIDE	196
HORN	240	WIPER, WINDSHIELD	184
HUB, AXLE	35		
INJECTION NOZZLES	161, 162		

751 G-SERIES CONTENTS

MAIN FRAME	12-35
MAIN FRAME	12-13
OPERATOR CAB	14-17
SEAT & SEAT BAR	18-19
SEAT	20-21
PANELS	22-23
REAR DOOR	24-25
LIFT ARM & BOB-TACH	26-29
BOB-TACH	30-31
FUEL SYSTEM	32-35
DRIVE TRAIN	36-43
DRIVE TRAIN	36-37
MOTOR CARRIER	38-39
DISC BRAKE	40-41
AXLE	42-43
HYDRAULIC SYSTEM	44-83
HYDRAULIC CIRCUITRY	44-51
MANUAL LIFT RELEASE SYSTEM	52-53
AUXILIARY HYDRAULICS	54-57
TILT CYLINDER	58-59
LIFT CYLINDER	60-61
CONTROL PEDALS	62-63
HYDRAULIC CONTROL VALVE	64-71
* HYDRAULIC CONTROL VALVE	72-75
BICS CONTROL VALVE	76-77
MANUAL LIFT RELEASE VALVE	78-79
PRESSURE RELEASE VALVE	80-81
BUCKET POSITIONING VALVE	82-83
HYDROSTATIC SYSTEM	84-111
HYDROSTATIC CIRCUITRY	84-89
HAND CONTROLS	90-93
HYDROSTATIC MOTOR	94-95
HYDROSTATIC PUMP	96-103
GEAR PUMP	104-105
HYDROSTATIC OIL FILTER	106-111
ELECTRICAL SYSTEM	112-139
CAB ELECTRICAL CIRCUITRY	112-115
ENGINE ELECTRICAL CIRCUITRY	116-119
CONTROLS ELECTRICAL	120-131
ALTERNATOR	132-135
STARTER (NIPPONDENSO)	136-137
* STARTER (VALEO)	138-139
POWER UNIT	140-199
COOLING SYSTEM	140-143
ENGINE & ATTACHING PARTS	144-153
THROTTLE	154-155
COOLING FAN DRIVE ASSY.	156-157
ENGINE & GASKET KITS	158-159
GEARCASE	160-161
CRANKCASE	162-163
ROCKER ARM COVER	164-165
VALVE ROCKER ARM	166-167
CYLINDER HEAD	168-169
OIL PAN	170-171

751 G-SERIES CONTENTS (Cont'd)

POWER UNIT (CONT'D)	140-199
PISTON & CRANKSHAFT	172-173
FUEL CAMSHAFT	174-175
CAMSHAFT	176-177
WATER PUMP	178-179
WATER FLANGE & THERMOSTAT	180-181
MANIFOLDS	182-183
ENGINE STOP LEVER	184-185
GOVERNOR	186-187
SPEED CONTROL PLATE	188-189
INJECTION PUMP	190-193
INJECTOR NOZZLES	194-195
INJECTOR HOLDER	196-197
AIR CLEANER	198-199
ACCESSORIES & OPTIONS	203-336
ACCESS COVER	203-204
ACCESSORIES HARNESS	205-206
AIR DEFLECTOR KIT	207-208
AXLE SEAL KIT	209-210
BACK-UP ALARM	211-212
BEACON	213-214
BLOCK HEATER	215-216
BOB-TACH LEVERS	217-218
BUCKET POSITIONING VALVE KIT	219-220
CAB DOOR	221-234
CAB ENCLOSURE	235-238
CAB WINDOWS	239-244
COUNTERWEIGHT KIT	245-248
DECALS	249-252
DELUXE CAB	253-254
ELECTRICAL CONNECTOR KIT	255-256
ELECTRICAL CONTROLS KIT	257-262
ENGINE MOUNT KIT	263-264
EUROPEAN ACCESSORIES	265-266
FIRE EXTINGUISHER	267-268
F.O.P.S. KIT	269-270
FLASHER LIGHTS	271-272
HAND CONTROL KIT	273-276
HEATER KIT	277-280
HEATER	281-288
HEATER PLUMBING KIT	289-290
* HEATER PLUMBING KIT	291-292
HORN KIT	293-294
LIFT KIT	295-298
LIGHT KIT	299-300
MUFFLER/PURIFIER KIT	301-302
RADIATOR SCREEN KIT	303-304
REAR AUXILIARY KIT	305-306
REAR AUXILIARY VALVE	307-308
REAR DOOR LOCK	309-310
REAR WIPER	311-312
SEAT	313-316
SEAT BELT	317-322
SOUND KIT	323-324
SOUND OPTION	325-326

751 G-SERIES CONTENTS (Cont'd)

ACCESSORIES & OPTIONS (CONT'D)	203-336
SOUND REDUCTION HARDHAT	327-328
STROBE LIGHT	329-330
TIRES & RIMS	331-334
BULK ITEMS	335-336
NUMERICAL INDEX	337
NUMERICAL INDEX	337

751 G-SERIES CONTENTS

MAIN FRAME	12-35
MAIN FRAME	12-13
OPERATOR CAB	14-17
SEAT & SEAT BAR	18-19
SEAT	20-21
PANELS	22-23
REAR DOOR	24-25
LIFT ARM & BOB-TACH	26-29
BOB-TACH	30-31
FUEL SYSTEM	32-35
DRIVE TRAIN	36-43
DRIVE TRAIN	36-37
MOTOR CARRIER	38-39
DISC BRAKE	40-41
AXLE	42-43
HYDRAULIC SYSTEM	44-83
HYDRAULIC CIRCUITRY	44-51
MANUAL LIFT RELEASE SYSTEM	52-53
AUXILIARY HYDRAULICS	54-57
TILT CYLINDER	58-59
LIFT CYLINDER	60-61
CONTROL PEDALS	62-63
HYDRAULIC CONTROL VALVE	64-71
* HYDRAULIC CONTROL VALVE	72-75
BICS CONTROL VALVE	76-77
MANUAL LIFT RELEASE VALVE	78-79
PRESSURE RELEASE VALVE	80-81
BUCKET POSITIONING VALVE	82-83
HYDROSTATIC SYSTEM	84-111
HYDROSTATIC CIRCUITRY	84-89
HAND CONTROLS	90-93
HYDROSTATIC MOTOR	94-95
HYDROSTATIC PUMP	96-103
GEAR PUMP	104-105
HYDROSTATIC OIL FILTER	106-111
ELECTRICAL SYSTEM	112-139
CAB ELECTRICAL CIRCUITRY	112-115
ENGINE ELECTRICAL CIRCUITRY	116-119
CONTROLS ELECTRICAL	120-131
ALTERNATOR	132-135
STARTER (NIPPONDENSO)	136-137
* STARTER (VALEO)	138-139
POWER UNIT	140-199
COOLING SYSTEM	140-143
ENGINE & ATTACHING PARTS	144-153
THROTTLE	154-155
COOLING FAN DRIVE ASSY.	156-157
ENGINE & GASKET KITS	158-159
GEARCASE	160-161
CRANKCASE	162-163
ROCKER ARM COVER	164-165
VALVE ROCKER ARM	166-167
CYLINDER HEAD	168-169
OIL PAN	170-171

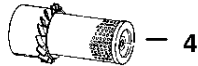
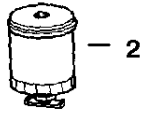
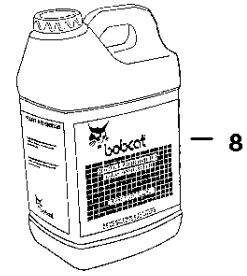
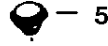
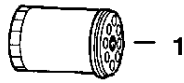
751 G-SERIES CONTENTS (Cont'd)

POWER UNIT (CONT'D)	140-199
PISTON & CRANKSHAFT	172-173
FUEL CAMSHAFT	174-175
CAMSHAFT	176-177
WATER PUMP	178-179
WATER FLANGE & THERMOSTAT	180-181
MANIFOLDS	182-183
ENGINE STOP LEVER	184-185
GOVERNOR	186-187
SPEED CONTROL PLATE	188-189
INJECTION PUMP	190-193
INJECTOR NOZZLES	194-195
INJECTOR HOLDER	196-197
AIR CLEANER	198-199
ACCESSORIES & OPTIONS	203-336
ACCESS COVER	203-204
ACCESSORIES HARNESS	205-206
AIR DEFLECTOR KIT	207-208
AXLE SEAL KIT	209-210
BACK-UP ALARM	211-212
BEACON	213-214
BLOCK HEATER	215-216
BOB-TACH LEVERS	217-218
BUCKET POSITIONING VALVE KIT	219-220
CAB DOOR	221-234
CAB ENCLOSURE	235-238
CAB WINDOWS	239-244
COUNTERWEIGHT KIT	245-248
DECALS	249-252
DELUXE CAB	253-254
ELECTRICAL CONNECTOR KIT	255-256
ELECTRICAL CONTROLS KIT	257-262
ENGINE MOUNT KIT	263-264
EUROPEAN ACCESSORIES	265-266
FIRE EXTINGUISHER	267-268
F.O.P.S. KIT	269-270
FLASHER LIGHTS	271-272
HAND CONTROL KIT	273-276
HEATER KIT	277-280
HEATER	281-288
HEATER PLUMBING KIT	289-290
* HEATER PLUMBING KIT	291-292
HORN KIT	293-294
LIFT KIT	295-298
LIGHT KIT	299-300
MUFFLER/PURIFIER KIT	301-302
RADIATOR SCREEN KIT	303-304
REAR AUXILIARY KIT	305-306
REAR AUXILIARY VALVE	307-308
REAR DOOR LOCK	309-310
REAR WIPER	311-312
SEAT	313-316
SEAT BELT	317-322
SOUND KIT	323-324
SOUND OPTION	325-326

751 G-SERIES CONTENTS (Cont'd)

ACCESSORIES & OPTIONS (CONT'D)	203-336
SOUND REDUCTION HARDHAT	327-328
STROBE LIGHT	329-330
TIRES & RIMS	331-334
BULK ITEMS	335-336
NUMERICAL INDEX	337
NUMERICAL INDEX	337

MAINTENANCE ITEMS MODEL 751 G-Series



Ref.	Part Number	Description	Remarks	Page
1	6675517	FILTER	Engine Oil (6 Pack)	160
2	6667352	ELEMENT	Fuel	32
3	6598362	CARTRIDGE	Inner Air Cleaner	198
4	6598492	CARTRIDGE	Outer Air Cleaner	198
5	6646678	CAP	Radiator	140
6	6661248	ELEMENT	Hydrostatic # 3 Media	108
7	6674687	BATTERY		116

(HYDRAULIC —RESERVOIR CAPACITY) 14.0 QTS. (13,2 L.)

(HYDRAULIC/HYDROSTATIC SYSTEM) 6.0 GALS. (23 L.)

8	6563328	FLUID	Hyd./Hydro. Fluid - (2) 2.5 Gal. - (5 Gal.)	335
	6722344	FLUID	Hyd./Hydro. Fluid - (5 Gal.)	335
	6563330	FLUID	55 Gallon Drum	335

(ENGINE OIL W/FILTER CAPACITY) 7.5 QTS. (7,1 L.)

9	6657301	MOTOR OIL	10W30 CE/SG - 1 Qt.	335
	6724557	MOTOR OIL	10W30 CE/SG - 1 Gallon	335
	6674205	MOTOR OIL	10W30 CE/SG - 2.5 Gal.	335
	6657299	MOTOR OIL	15W40 CE/SG - 1 Qt.	335
	6724558	MOTOR OIL	15W40 CE/SG - 1 Gallon	335
	6674204	MOTOR OIL	15W40 CE/SG - 2.5 Gal.	335
	6657303	MOTOR OIL	30 CE/SG - 1 Qt.	335
	6724559	MOTOR OIL	30 CE/SG - 1 Gallon	335
	6674206	MOTOR OIL	30 CE/SG - 2.5 Gal.	335

GENERAL INFORMATION


When using the machine serial number, use the complete number. When Serial Numbers do not appear below the page heading, parts information applies to all loaders.

Some Serial Number breaks are not available at time of printing. These are listed as & Below or & Above.


The number shown in the quantity column in this manual is the number of parts needed for the illustration on the page. For some parts an "x" will be shown in the quantity column. This "x" indicates that the quantity to be used is "As Needed".

When references L.H. and R.H. are used in this manual, it is done from the operator's seat in the forward operating position.

Some of the illustrations and information found in this parts manual were supplied to Bobcat by machine component companies.



DOMESTIC



EXPORT

ABBREVIATIONS & SYMBOLS

- SALES** = Order from Gwinner Sales Department
- NSS** = Not Serviced Separately
- NAP** = Not Available as Parts
- *** = Changed or Added Sections, Pages or Part Number

Disposition Code Definition (Found in the Remarks Column)

- [A]** = Use Up
- [B]** = Use Up on Other Application (See PNI)
- [C]** = File PDR Report With Bobcat Parts Sales
- [D]** = Part Number Error

Explications en francais	Grid Nb	3
Erklärungen auf deutsch	Grid Nb	4
Spiegazioni in italiano	Grid Nb	5
Explicaciones en espanol	Grid Nb	6
Verklaring in het Nederlands	Grid Nb	7

NOTE D'INFORMATION

Pour toute référence au numéro de série de l'engin, toujours donner le numéro complet.

Le chiffré apparaissant dans la colonne des quantités de ce manuel représentent le nombre de pièces nécessaires pour l'illustration reprise sur la page. Dans certains cas, on lira un "x" dans la colonne des quantités. Cet "x" indique que la quantité nécessaire est "selon besoin".

Pour toute référence vers la GAUCHE ou la DROITE dans ce manuel, considérer que la personne se trouve assise dans le siège de l'opérateur, en position de fonctionnement en marche avant.

Certaines illustrations et informations reprises dans ce manuel de pièces de rechange ont été fournies à Bobcat par des fabricants de composants.

ABREVIATIONS & SYMBOLES

SALES	= Commander au Service Ventes à Bruxelles
NSS	= Pas vendu séparément
NAP	= Non disponible comme pièce de rechange
*	= Chapitre, page ou numéro de pièce modifié ou supplémentaire
BTI	= Bobcat Technical Information Bulletin : voir à la fin de la microfiché du modèle concerné ou la microfiche générale reprenant l'ensemble des "BTI".
was 6535403	= était avant 6535403
adj. (adjustment)	= réglage
Assembly	= ensemble
available W/Ref.	= disponible avec réf.
bulk/sold per foot	= en vrac/vendu par pied
does not include	= ne comprend pas
included with	= compris dans
I.D.	= D.I. (diamètre intérieur)
O.D.	= D.E. (diamètre extérieur)
not in kit	= pas en kit
W/ - WO/	= inclus/ - non inclus/
Qty	= quantité requise
see page/ref.	= voir page/réf.
used with ref/	= utilisé avec réf.
0,05 inch thickness	= 0,05 pouce d'épaisseur (un pouce = 25.4 mm)
weld on	= à souder

ALLGEMEINE INFORMATIONEN

Bei Angabe der Maschinen-Seriennummer stets die komplette Nummer angeben.

Bei der in der Mengenspalte (Anzahl) in diesem Handbuch angegebenen Zahl handelt es sich um die Anzahl von Teilen, die für die Abbildung auf der betreffenden Seite benötigt werden. Bei manchen Teilen in der Mengenspalte ist ein "x" angegeben. Dieses "x" weist darauf hin, dass sich die Anzahl der verwendeten Teile auf den "Bedarf" bezieht.

Bei Verwendung der Seitenangaben links und rechts in diesem Handbuch gelten diese für die Blickrichtung vom Fahrersitz aus, und zwar in Vorwärts-Betriebsrichtung.

Einige der in diesem Ersatzteilhandbuch aufgeführten Abbildungen und Informationen wurden der Bobcat von den Herstellern von Maschinenbauteilen zur Verfügung gestellt.

ABKÜRZUNGEN UND SYMBOLE

SALES	= Bestellung bei der Verkaufsabteilung in Brüssel
NSS	= Nicht einzeln erhältlich
NAP	= Nicht als Ersatzteil erhältlich
*	= Geänderte oder hinzugefügte Abschnitte, Seiten oder Teilenummern
BTI	= Bobcat Technical Information Bulletin : Siehe am Ende der Mikrokarte des jeweiligen Modells oder der allgemeinen Mikrokarte der BTI.
was 6535403	= War 6535403
adj.	= Einstellung
Assembly	= Baugruppe
available W/Ref.	= erhältlich mit der Referenz
bulk/sold per foot	= Mengenabnahme / Verkauf pro Fuss
does not include	= beinhaltet nicht
included with	= enthalten in
I.D.	= Innendurchmesser
O.D.	= Aussendurchmesser
not in kit	= nicht in Bausatz
W/ - WO/	= mit/ - ohne/
Qty	= Anzahl
see page/ref.	= Siehe Seite / Referenz
used with ref.	= verwendet mit Referenz
0.05 inch thickness	= Dicke : 0.05 Zoll (ein Zoll = 25.4 mm)
weld on	= anschweißen

INFORMAZIONI GENERALI

Quando si usa il numero di serie della macchina usare il numero completo.

Il numero mostrato nella colonna della quantità di questo manuale corrisponde al numero di componenti necessari per l'illustrazione della pagina. Per alcuni componenti appare "X" nella colonna delle quantità. Questa "X" indica che la quantità da usare è "come necessario".

See in questo manuale si fa riferimento alla parte destra o sinistra, si intende dal sedile dell'operatore nella posizione in avanti di funzionamento.

Alcune delle illustrazioni e informazioni trovate in questo manuale di componenti sono state fornite alla Bobcat da società di componenti di macchine.

SIMBOLI E ABBREVIAZIONI

SALES	= Ordinare al servizio vendite di Bruxelles
NSS	= Non vendute separatamente
NAP	= Non disponibile come componente
*	= Sezioni, pagine o numeri di componente cambiati o aggiunti
BTI	= (Bobcat Technical information) Ved. al termine del microfiche del modello relativo oppure microfiche generale
was 6535403	= era 6535403
adj. (adjustment)	= regol. (regolazione)
Assembly	= Complessivo
available W/Ref.	= disponibile con rif.
bulk/sold per foot	= alla rinfusa/venduto al piede
does not include	= non comprende
Included with	= compreso con
I.D.	= d. i.
O.D.	= d. e.
not in kit	= non fa parte del kit
W/ - WO/	= con - senza
Qty	= Qtà
see page/ref	= ved. pagina/rif.
used with ref.	= usato con il rif.
0,05 inch thickness	= spessore 0,05 pollici (un pollice = 25,4 mm)
weld on	= a saldare

INFORMACION GENERAL

Al utilizar el número de serie de la máquina, debe emplearse el número completo.

El número que figura en la columna de "Unidades" en este manual es el número de piezas que se necesitan para la ilustración que consta en la página. En algunas piezas aparece una "x" en la columna de "Unidades". Esta "x" indica que las unidades a utilizar son "según sea necesario".

Cuando se empleen las referencias izq. y dcha., éstas se entienden mirando desde el asiento del conductor, en posición de marcha adelante.

Algunas de las ilustraciones y la información que figuran en este manual de piezas han sido facilitadas a Bobcat por empresas de componentes de máquinas.

ABREVIATURAS Y SIMBOLOS

VENTAS	= Pedido al Departamento de Ventas de Bruselas
NSS	= No se vende por separado
NAP	= No disponible como pieza de repuesto
*	= Secciones, páginas o referencias modificadas o añadidas
BTI	= (Bobcat Technical Information) Ver al final de la microficha del modelo afectado o en la microficha general "Boletín de Información Técnica Bobcat".
was 6535403	= era anteriormente el 6535403
adj. (adjustment)	= ajuste
assembly	= conjunto
available W/Ref.	= disponible con la ref.
bulk/sold per foot	= a granel/vendido por pies
does not include	= no incluye
included with	= incluido en
I.D.	= diámetro interior
O.D.	= diámetro exterior
not in kit	= no en el kit
W/ - WO/	= con/ - sin
Qty	= Unidades
see page /ref.	= ver página/ref.
used with ref.	= empleado con la ref.
0,05 inch thickness	= 0,05 pulgadas de espesor (1 pulgada = 25,4 mm)
weld on	= debe ser soldado

Buy Now



Our support email:

ebooklibonline@outlook.com