

Section: B0 - ENGINE

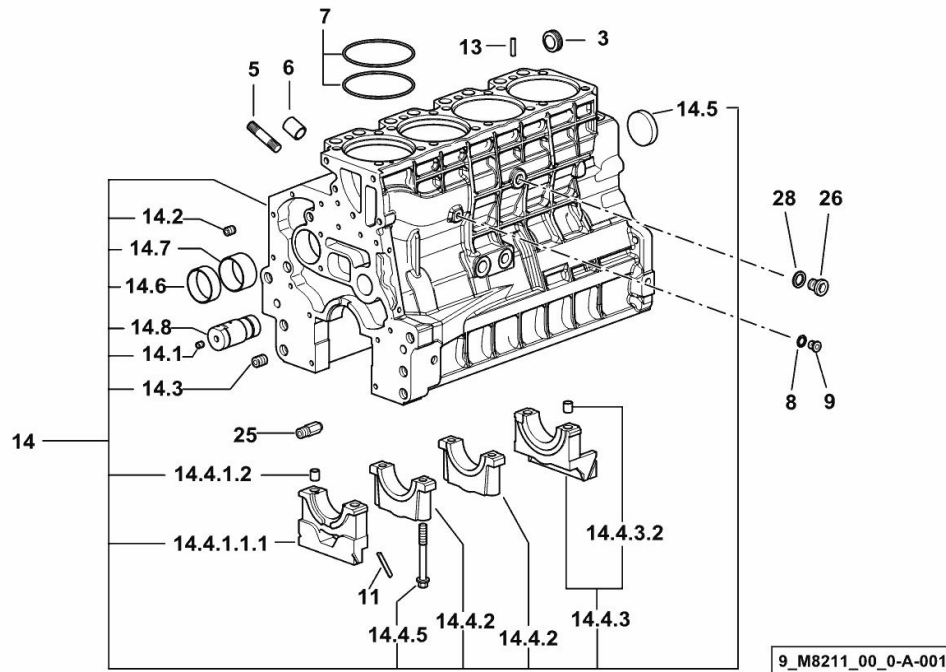
CRANKCASE

Fig.	P/n	QTY	Name
------	-----	-----	------

Notes:

[R2.86 2WD -> 6001] [R2.86 4WD -> 6001]

3	2.3199.312.2/20	1	plug m 35x1.5x9.5
5	2.0439.273.7	8	stud bolt m 8
6	2.1559.188.2	4	bush 11.4 x 14 x16
7	2.1539.259.0	8	special oil seal 107.62x2.62
8	2.1560.010.0	1	gasket 14.2 x 20
9	2.3199.292.0	1	plug 1/4" gas
11	0.066.1152.0/10	4	gasket
13	2.1549.154.2	4	bush 4.8x5.8x16
14	0.015.2988.4/10	1	crankcase
14.1	2.3130.001.1	10	plug 1/8" gas
14.2	2.3130.002.1	2	plug 1/4" gas
14.3	2.3130.003.1	6	plug 3/8" gas
14.4.1.1.1	0.065.1112.7/10	1	support
14.4.1.2	2.1699.165.0	1	bush 12.3x15x16
14.4.2	0.065.1114.0/10	3	support
14.4.3	0.065.1116.3	1	support
14.4.3.2	2.1699.165.0	1	bush 12.3x15x16
14.4.5	0.065.1117.0	10	screw m 12 x 100
14.5	2.3179.012.0	1	plug 60
14.6	0.065.1140.0	4	special bushing 59X55X20
14.7	0.065.1141.0	1	special bushing 59X55X30
14.8	0.014.1340.0/10	1	pin mm 85
25	0.013.4946.0/10	1	sprayer nozzle
26	2.3120.101.0	1	plug m 18 p.1.5
28	2.1560.014.0	1	washer 18.2 x 24

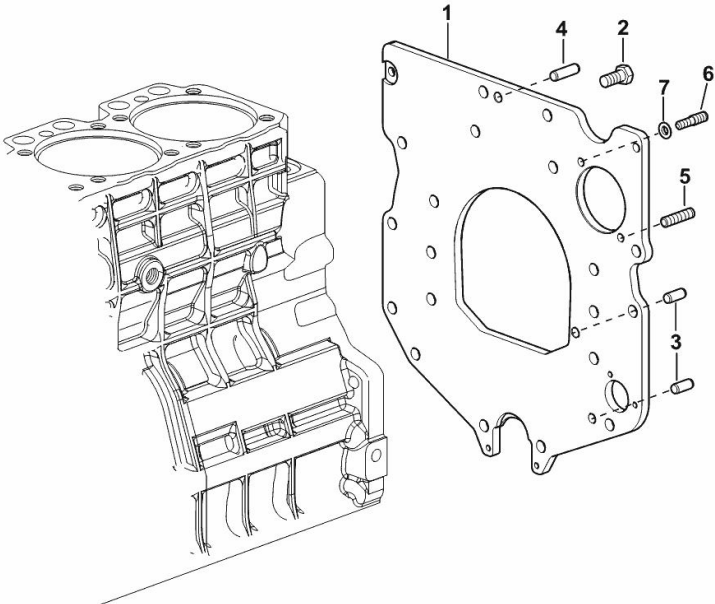


MONOBLOC ENGINE-GEARBOX CONNECTING FLANGE

Fig.	P/n	QTY	Name
------	-----	-----	------

Notes:
 [R2.86 2WD -> 6001] [R2.86 4WD -> 6001]

1	0.007.7752.0/30	1	flange
2	2.0112.511.2	8	screw m 14 p.2 x 30
3	2.1651.912.0	2	cylindrical plug 12x28
4	2.1651.917.0	1	cylindrical plug 12x40
5	2.0432.257.7	1	stud bolt m 12 p.1.75 - 1.25 x 30
6	2.0439.250.7	1	stud bolt m 12 / m 10 x 30
7	0.011.9294.0/10	1	bush



9_N1411_02_0-A-001

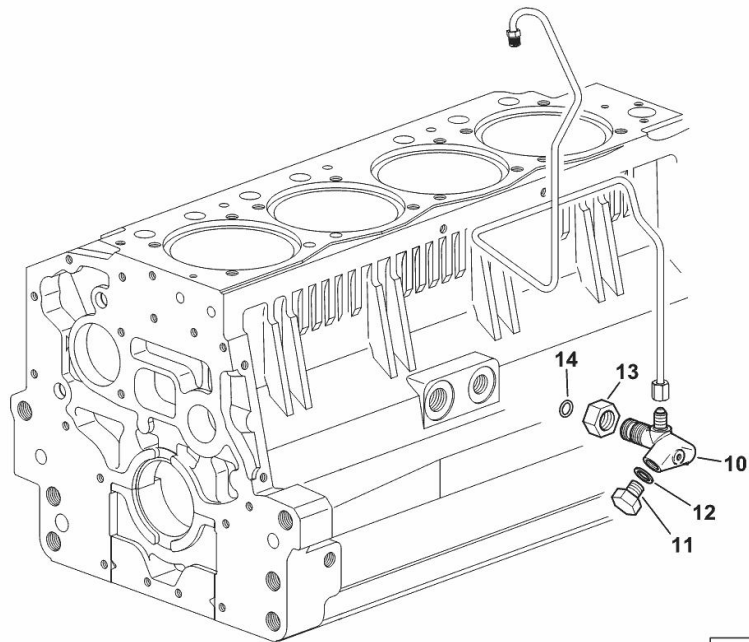
ENGINE OIL AND TURBO PRESSURE SWITCH UNION

Fig.	P/n	QTY	Name
------	-----	-----	------

Notes:

[R2.86 2WD -> 6001] [R2.86 4WD -> 6001]

10	2.3339.787.0/10	1	pipe fitting 7/16"
11	2.3110.403.1	1	plug m 14 p.1.5x12
12	2.1560.010.0	2	gasket 14.2 x 20
13	2.1019.129.2/10	1	nut m 18 p.1.5x12
14	2.1533.038.0	1	oil seal 15.45x2.62



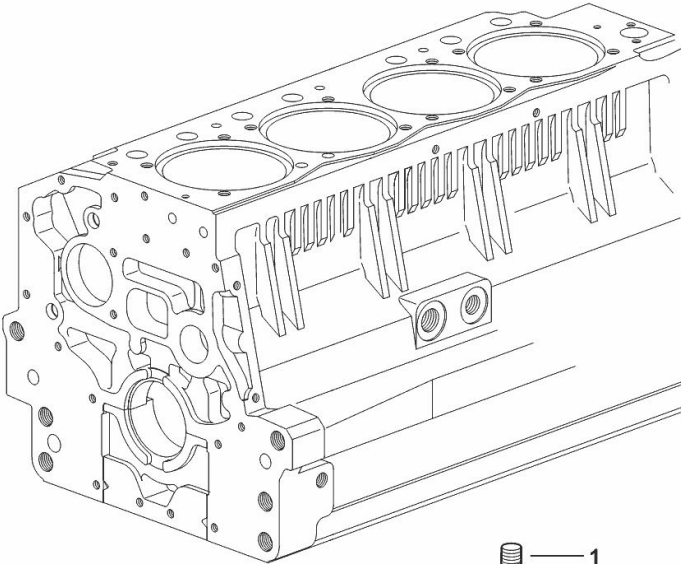
9_36615_01_0-B-001

PLUG

Fig.	P/n	QTY	Name
------	-----	-----	------

Notes:
 [R2.86 2WD -> 6001] [R2.86 4WD -> 6001]

1	2.3130.003.1	1	plug 3/8" gas
---	--------------	---	---------------



 — 1

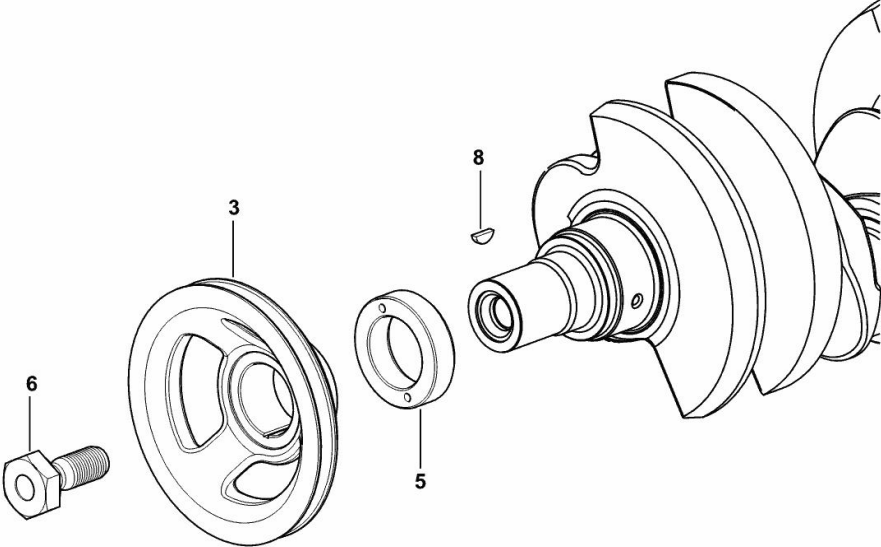
9_34311_06_0-A-001

Section: B0 - ENGINE
CRANKSHAFT PULLEY

Fig.	P/n	QTY	Name
------	-----	-----	------

Notes:
[R2.86 4WD -> 6001]

3	0.007.1457.0/30	1	pulley
5	0.085.1248.0/20	1	hub
6	2.0399.144.7/10	1	screw m 20 p.1.5x51
8	2.1720.006.0	1	key 4x6.5



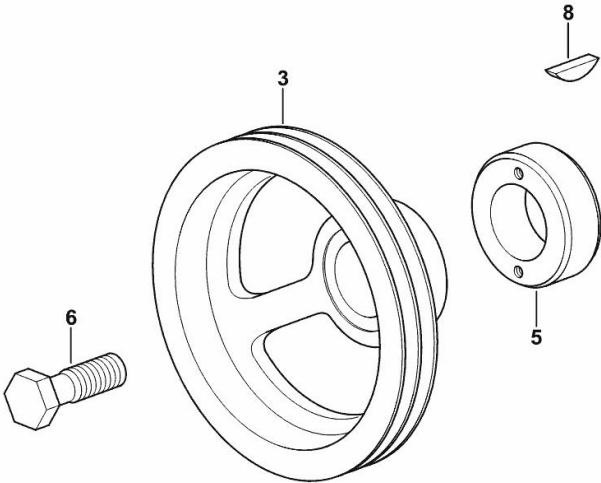
9_33312_02_0-A-001

CRANKSHAFT PULLEY

Fig.	P/n	QTY	Name
------	-----	-----	------

Notes:
 - FOR TRACTORS WITH AIR CONDITIONING [R2.86 2WD -> 6001] - FOR TRACTORS WITH AIR
 CONDITIONING [R2.86 4WD -> 6001]

3	0.007.1458.0/40	1	pulley
5	0.085.1248.0/20	1	hub
6	2.0399.144.7/10	1	screw m 20 p.1.5x51
8	2.1720.006.0	1	key 4x6.5



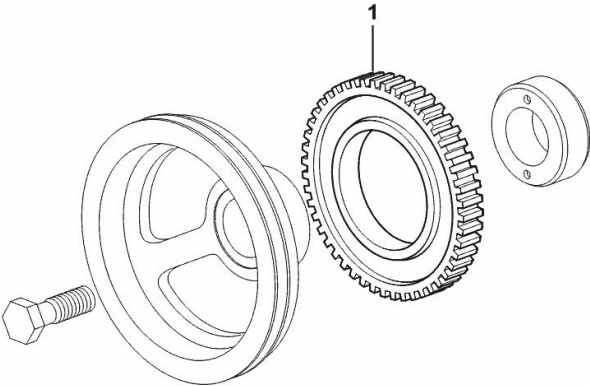
9_37512_06_0-A-001

PULSE WHEEL

Fig.	P/n	QTY	Name
------	-----	-----	------

Notes:
- FOR MODELS WITHOUT FRONT P.T.O. [R2.86 4WD -> 6001] - FOR MODELS WITHOUT FRONT P.T.O. [R2.86 2WD -> 6001]

1	0.011.3531.0	1	gear Z = 48
---	--------------	---	-------------



9_36812_05_0-A-001

Buy Now



Our support email:

ebooklibonline@outlook.com