

Hydraulic Breaker

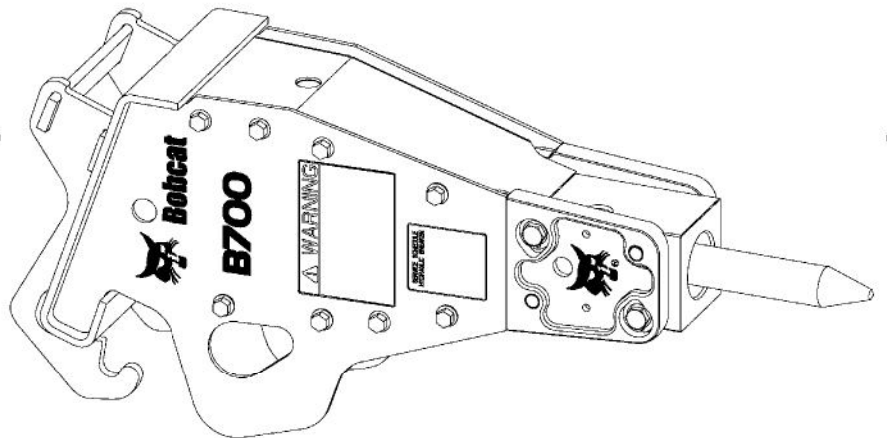
B700
B850
B950
B1400



Bobcat®

Service Manual

S/N 733200101 & Above
S/N 794000101 & Above
S/N 797000101 & Above
S/N 797100101 & Above



Doosan purchased Bobcat Company from Ingersoll-Rand Company in 2007. Any reference to Ingersoll-Rand Company or use of trademarks, service marks, logos, or other proprietary identifying marks belonging to Ingersoll-Rand Company in this manual is historical or nominative in nature, and is not meant to suggest a current affiliation between Ingersoll-Rand Company and Bobcat Company or the products of either.



Printed in U.S.A.

MAINTENANCE SAFETY



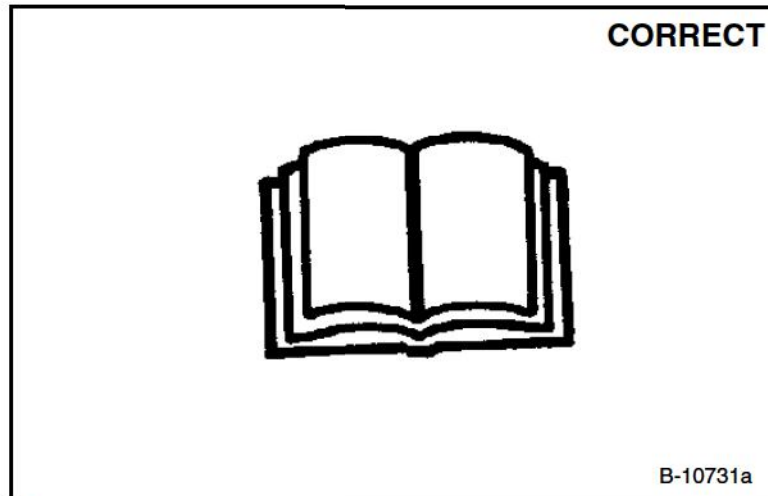
WARNING









Instructions are necessary before operating or servicing machine. Read and understand the Operation & Maintenance Manual, Operator's Handbook and signs (decals) on machine. Follow warnings and instructions in the manuals when making repairs, adjustments or servicing. Check for correct function after adjustments, repairs or service. Untrained operators and failure to follow instructions can cause injury or death.

W-2003-0903



Safety Alert Symbol: This symbol with a warning statement, means: "Warning, be alert! Your safety is involved!" Carefully read the message that follows.



-  Never service attachments without instructions. See Operation & Maintenance Manual and Attachment Service Manual.
-  Cleaning and maintenance are required daily.
-  Never service or adjust attachment with the engine running unless instructed to do so in manual.
-  Always lower the attachment to the ground before lubricating or servicing.
-  Avoid contact with leaking hydraulic fluid or diesel fuel under pressure. It can penetrate skin or eyes.
-  Stop, cool and clean engine of flammable materials before checking fluids.
-  Keep body, loose objects and clothing away from moving parts, electrical contacts, hot parts and exhaust.
-  Safety glasses are needed for eye protection from electrical arcs, battery acid, compressed springs, fluids under pressure and flying debris or when tools are used. Use eye protection approved for type of welding.

ALPHABETICAL INDEX

ACCUMULATOR DISASSEMBLY AND ASSEMBLY	10-01, 20-01, 30-01
BREAKER BIT ASSEMBLY	10-01, 20-01, 30-01
BREAKER FRAME	10-01, 20-01, 30-01
BREAKER LUBRICATION	10-01, 20-01, 30-01
BUSHING REMOVAL AND INSTALLATION	10-01, 20-01, 30-01
ENERGY/FREQUENCY PISTON (B700)	10-01
HOSE INSTALLATION	10-01, 20-01, 30-01
HYDRAULIC FLUID FLOW EXPLANATION (B700)	10-01
NITROGEN CHAMBER	10-01, 20-01, 30-01
PARTS IDENTIFICATION	iv, vii, x
SERIAL NUMBER LOCATION.....	iii, vi, ix
SPECIFICATIONS AND SCHEMATICS.....	10-01, 20-01, 30-01

CONTENTS

B700 HYDRAULIC BREAKER SERIAL NUMBER LOCATION (S/N 733200101 & ABOVE)	III
B700 PARTS IDENTIFICATION (S/N 733200101 & ABOVE).....	IV
B850/B950 HYDRAULIC BREAKER SERIAL NUMBER LOCATION (S/N 794000101 & ABOVE), (S/N 797000101 & ABOVE)	VI
B850/B950 PARTS IDENTIFICATION (S/N 794000101 & ABOVE), (S/N 797000101 & ABOVE)	VII
B1400 HYDRAULIC BREAKER SERIAL NUMBER LOCATION (S/N 797100101 & ABOVE)	IX
B1400 PARTS IDENTIFICATION (S/N 797100101 & ABOVE).....	X
B700 HYDRAULIC BREAKER	10-01
B850 HYDRAULIC BREAKER (S/N 794000101 & ABOVE) AND B950 HYDRAULIC BREAKER (S/N 797000101 & ABOVE)	20-01
B1400 HYDRAULIC BREAKER (S/N 797100101 & ABOVE)....	30-01

**B700 HYDRAULIC
BREAKER**

**B850/B950 HYDRAULIC
BREAKER**

**B1400 HYDRAULIC
BREAKER**


Dealer Copy -- Not for Resale

**CALIFORNIA
PROPOSITION 65 WARNING**

Diesel engine exhaust and some of its constituents are known to the State of California to cause cancer, birth defects and other reproductive harm.

**B700 HYDRAULIC BREAKER SERIAL NUMBER
LOCATION (S/N 733200101 & ABOVE)**



Figure 1



Always use the serial number of the Hydraulic Breaker when requesting service information or when ordering parts. Early or later models (identification made by serial number) may use different parts, or it may be necessary to use a different procedure in doing a specific service operation [Figure 1].


B700 PARTS IDENTIFICATION (S/N 733200101 & ABOVE)

Loader Mount



Dealer Copy -- Not for Resale

Excavator Mount



P-18027




P-18029

Dealer Copy -- Not for Resale


**B850/B950 HYDRAULIC BREAKER SERIAL NUMBER
LOCATION (S/N 794000101 & ABOVE), (S/N
797000101 & ABOVE)**

Figure 2




Always use the serial number of the Hydraulic Breaker when requesting service information or when ordering parts. Early or later models (identification made by serial number) may use different parts, or it may be necessary to use a different procedure in doing a specific service operation [Figure 2].

Loader Mount



P-18827



P-18825

Dealer Copy -- Not for Resale

Excavator Mount



N-23833



N-23834

Dealer Copy -- Not for Resale

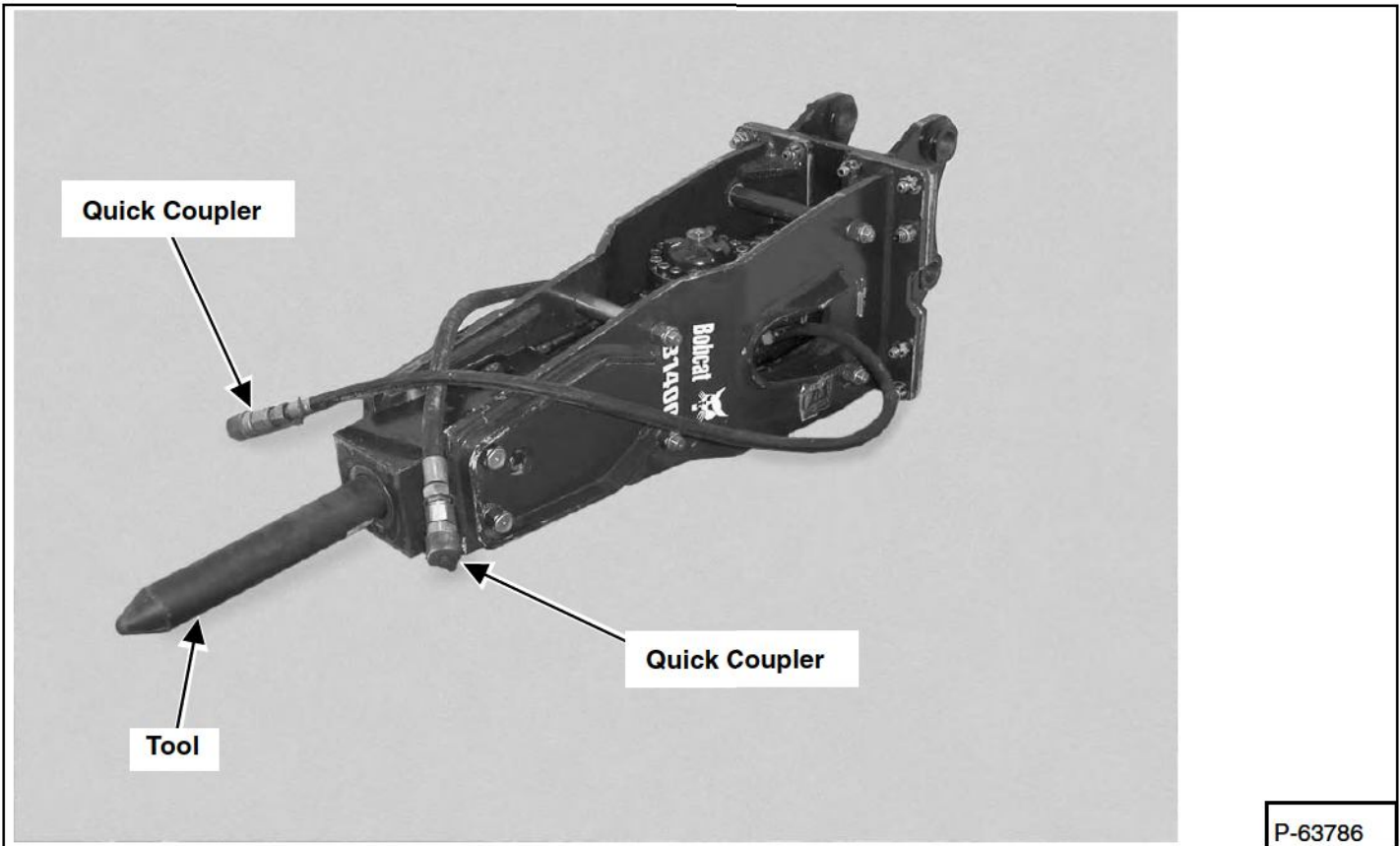
**B1400 HYDRAULIC BREAKER SERIAL NUMBER
LOCATION (S/N 797100101 & ABOVE)**

Figure 3




Always use the serial number of the Hydraulic Breaker when requesting service information or when ordering parts. Early or later models (identification made by serial number) may use different parts, or it may be necessary to use a different procedure in doing a specific service operation [Figure 3].

Excavator Mount



P-63786



P-63787

Dealer Copy -- Not for Resale

Buy Now



Our support email:

ebooklibonline@outlook.com