

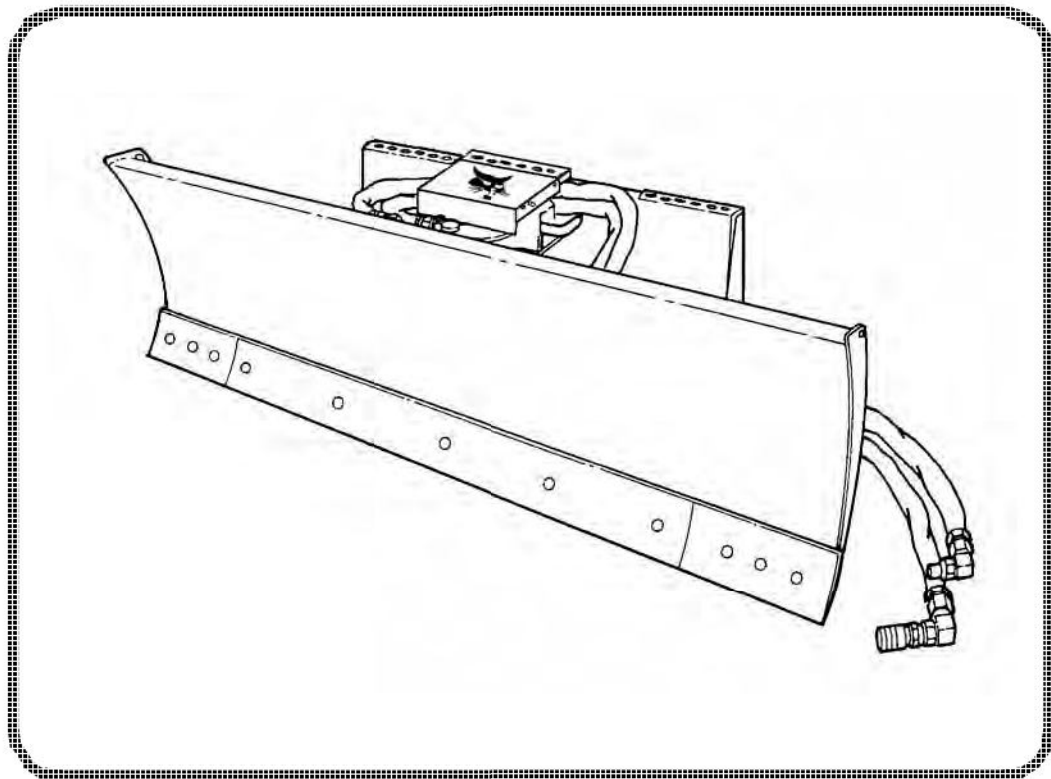


Bobcat®

Service Manual Dozer Blade

(68 In.) S/N 224300152 & Below
(68 In.) S/N 224300153 & Above
(80 In.) S/N 699100101 & Above
(80 In.) S/N 232112994 & Below

(80 In.) S/N 232112995 & Above
(90 In.) S/N 223200101 & Above
(90 In.) S/N 231912339 & Below
(90 In.) S/N 231912340 & Above



Doosan purchased Bobcat Company from Ingersoll-Rand Company in 2007. Any reference to Ingersoll-Rand Company or use of trademarks, service marks, logos, or other proprietary identifying marks belonging to Ingersoll-Rand Company in this manual is historical or nominative in nature, and is not meant to suggest a current affiliation between Ingersoll-Rand Company and Bobcat Company or the products of either.



MAINTENANCE SAFETY



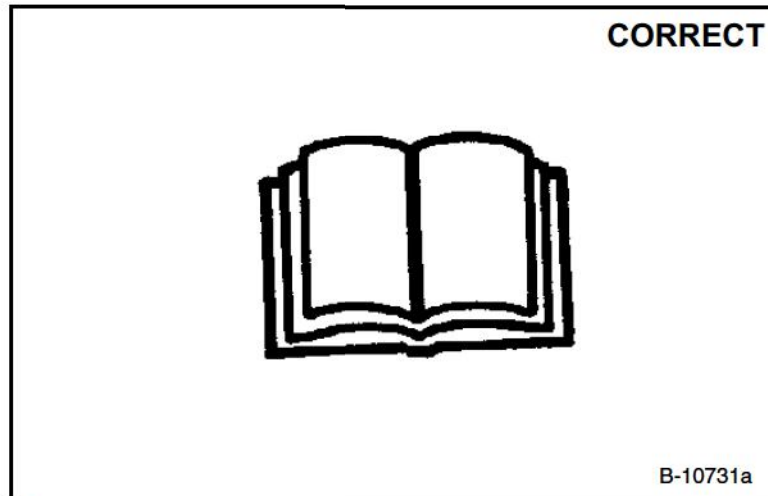
WARNING









Instructions are necessary before operating or servicing machine. Read and understand the Operation & Maintenance Manual, Operator's Handbook and signs (decals) on machine. Follow warnings and instructions in the manuals when making repairs, adjustments or servicing. Check for correct function after adjustments, repairs or service. Untrained operators and failure to follow instructions can cause injury or death.

W-2003-0903



Safety Alert Symbol: This symbol with a warning statement, means: "Warning, be alert! Your safety is involved!" Carefully read the message that follows.



-  Never service attachments without instructions. See Operation & Maintenance Manual and Attachment Service Manual.
-  Cleaning and maintenance are required daily.
-  Never service or adjust attachment with the engine running unless instructed to do so in manual.
-  Always lower the attachment to the ground before lubricating or servicing.
-  Avoid contact with leaking hydraulic fluid or diesel fuel under pressure. It can penetrate skin or eyes.
-  Stop, cool and clean engine of flammable materials before checking fluids.
-  Keep body, loose objects and clothing away from moving parts, electrical contacts, hot parts and exhaust.
-  Safety glasses are needed for eye protection from electrical arcs, battery acid, compressed springs, fluids under pressure and flying debris or when tools are used. Use eye protection approved for type of welding.

ALPHABETICAL INDEX

ATTACHMENT HYDRAULIC SYMBOLS	SPEC-20-1
BLADE	30-10-1
CUTTING EDGE	30-20-1
ELECTRICAL SCHEMATIC - 7-PIN CONNECTOR	SPEC-40-1
ELECTRICAL SCHEMATIC - 7-PIN CONNECTOR WITH 14-PIN ADAPTER HARNESS	SPEC-40-3
ELECTRICAL SCHEMATIC - 14-PIN CONNECTOR	SPEC-40-5
ELECTRICAL SCHEMATIC (S/N 224300153 & ABOVE, S/N 232112995 & ABOVE, S/N 231912339 & ABOVE)	SPEC-41-1
HYDRAULIC CONTROL VALVE (S/N 224300152 & BELOW, S/N 699100101 & ABOVE, S/N 232112994 & BELOW, S/N 223100101 & ABOVE, S/N 231912339 & BELOW)	20-10-1
HYDRAULIC CONTROL VALVE (S/N 224300153 & ABOVE, S/N 232112995 & ABOVE, S/N 231912340 & ABOVE)	20-11-1
HYDRAULIC CYLINDER	20-20-1
HYDRAULIC SCHEMATIC	SPEC-30-1
INSPECTION	10-20-1
SKID SHOES	30-30-1
SPECIFICATIONS	SPEC-10-1
TROUBLESHOOTING	10-10-1

Copy -- Not for Resale

**ALPHABETICAL
INDEX**

CONTENTS

IDENTIFICATION AND MACHINE SIGNS (DECALS)	IV
SERIAL NUMBER LOCATION	III
PREVENTIVE MAINTENANCE	10-01
HYDRAULIC SYSTEM	20-01
MAIN FRAME	30-01
SPECIFICATIONS AND SCHEMATICS	SPEC-01

**PREVENTIVE
MAINTENANCE**

**HYDRAULIC
SYSTEM**

**MAIN
FRAME**

**SPECIFICATIONS
AND
SCHEMATICS**

CALIFORNIA PROPOSITION 65 WARNING


Diesel engine exhaust and some of its constituents are known to the state of California to cause cancer, birth defects and other reproductive harm.

Dealer Copy -- Not for Resale

SERIAL NUMBER LOCATION



Attachment Serial Number

Figure 1



Always use the serial number of the dozer when requesting service information or when ordering parts. Early or later models (identification made by serial number) may use different parts, or it may be necessary to use a different procedure in doing a specific service operation [Figure 1].

IDENTIFICATION AND MACHINE SIGNS (DECALS)



Dealer Copy -- Not for Resale

PREVENTIVE MAINTENANCE

**PREVENTIVE
MAINTENANCE**

INSPECTION	10-20-1
Cutting Edge Inspection.....	10-20-3
Dozer Blade Mount Inspection.....	10-20-3
Hand Lever Bob-Tach Inspection.....	10-20-1
Power Bob-Tach Inspection.....	10-20-2
TROUBLESHOOTING	10-10-1

Dealer Copy -- Not for Resale

Buy Now



Our support email:

ebooklibonline@outlook.com