Service Manual
S850 Skid-Steer Loader

S/N AJ9C11001 & Above
S/N B3BY11001 & Above
S/N B47711001 & Above



EQUIPPED WITH
BOBCAT INTERLOCK
CONTROL SYSTEM (BICS™)

7253829enUS (08-17) (C)

Printed in U.S.A.

© 2017 Bobcat Company. All rights reserved.

T4-B

MAINTENANCE SAFETY

WARNING

Instructions are necessary before operating or servicing machine. Read and understand the Operation & Maintenance Manual, Operator's Handbook and signs (decals) on machine. Follow warnings and instructions in the manuals when making repairs, adjustments or servicing. Check for correct function after adjustments, repairs or service. Untrained operators and failure to follow instructions can cause injury or death.

W-2003-0807

Safety Alert Symbol: This symbol with a warning statement, means: "Warning, be alert! Your safety is involved!" Carefully read the message that follows.



Never service the Bobcat Skid-Steer Loader without instructions.

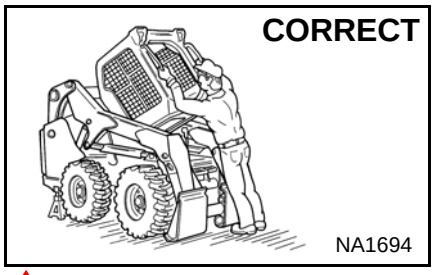

Use the correct procedure to lift or lower operator cab.



Cleaning and maintenance are required daily.



Have good ventilation when welding or grinding painted parts.

Wear dust mask when grinding painted parts. Toxic dust and gas can be produced.

Avoid exhaust fume leaks which can kill without warning. Exhaust system must be tightly sealed.



Disconnecting or loosening any hydraulic tubeline, hose, fitting, component or a part failure can cause lift arms to drop. Do not go under lift arms when raised unless supported by an approved lift arm support device. Replace it if damaged.



Never work on loader with lift arms up unless lift arms are held by an approved lift arm support device. Replace if damaged.

Never modify equipment or add attachments not approved by Bobcat Company.



Stop, cool and clean engine of flammable materials before checking fluids.

Never service or adjust loader with the engine running unless instructed to do so in the manual.

Avoid contact with leaking hydraulic fluid or diesel fuel under pressure. It can penetrate the skin or eyes.

Never fill fuel tank with engine running, while smoking or when near open flame.



Keep body, jewelry and clothing away from moving parts, electrical contact, hot parts and exhaust.

Wear eye protection to guard from battery acid, compressed springs, fluids under pressure and flying debris when engines are running or tools are used. Use eye protection approved for type of welding.

Keep rear door closed except for service. Close and latch door before operating the loader.



Lead-acid batteries produce flammable and explosive gases.

Keep arcs, sparks, flames and lighted tobacco away from batteries.

Batteries contain acid which burns eyes or skin on contact.

Wear protective clothing. If acid contacts body, flush well with water. For eye contact flush well and get immediate medical attention.

Maintenance procedures which are given in the Operation & Maintenance Manual can be performed by the owner/operator without any specific technical training. Maintenance procedures which are **not** in the Operation & Maintenance Manual must be performed **ONLY BY QUALIFIED BOBCAT SERVICE PERSONNEL. Always use genuine Bobcat replacement parts.** The Service Safety Training Course is available from your Bobcat dealer.

MSW39-0609

CONTENTS

SAFETY AND MAINTENANCE 10-01

HYDRAULIC SYSTEM 20-01

HYDROSTATIC SYSTEM 30-01

DRIVE SYSTEM 40-01

MAINFRAME 50-01

ELECTRICAL SYSTEM AND ANALYSIS 60-01

ENGINE SERVICE 70-01

HEATING, VENTILATION AND AIR CONDITIONING (HVAC) 80-01

SPECIFICATIONS SPEC-01

ALPHABETICAL INDEX INDEX-01

FOREWORD

FOREWORD 1-7

SAFETY INSTRUCTIONS 1-9

FIRE PREVENTION 1-11
Maintenance 1-11
Operation 1-11
Electrical 1-11
Hydraulic System 1-11
Fueling 1-11
Starting 1-11
Spark Arrester Exhaust System 1-11
Welding And Grinding 1-12
Fire Extinguishers 1-12

SERIAL NUMBER LOCATIONS 1-13
Loader Serial Number 1-13
Engine Serial Number 1-13

DELIVERY REPORT 1-14

LOADER IDENTIFICATION 1-15

FOREWORD

This manual is for the Bobcat loader mechanic. It provides necessary servicing and adjustment procedures for the Bobcat loader and its component parts and systems. Refer to the Operation & Maintenance Manual for operating instructions, starting procedure, daily checks, etc.

A general inspection of the following items must be made after the loader has had service or repair:

1. Check that the ROPS/FOPS (Including side screens) is in good condition and is not modified.

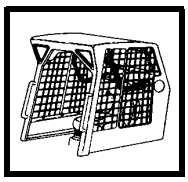

2. Check that ROPS mounting hardware is tightened and is Bobcat approved.

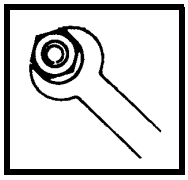

3. The seat belt must be correctly installed, functional and in good condition.



4. The seat bar must be correctly adjusted, clean and lubricated.

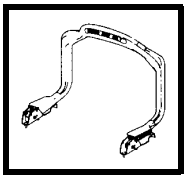

5. Check lift arm support device, replace if damaged.

6. Machine signs (decals) must be legible and in the correct location.

7. Steering levers, hand controls and foot pedals must return to neutral (as applicable).

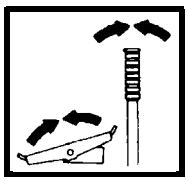

8. Check for correct function of the work lights.

9. The parking brake must function correctly.



10. Enclosure door latches must open and close freely.



11. Bob-Tach® wedges and linkages must function correctly and be in good condition.



12. Safety treads must be in good condition.



13. Check for correct function of indicator lamps.



14. Check all machine fluid levels.

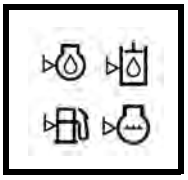

15. Inspect for fuel, oil or hydraulic fluid leaks.



16. Lubricate the loader.



FW SSL-0617 SM

17. Check the condition of the battery and cables.

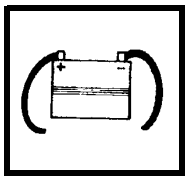

18. Inspect the air cleaner for damage or leaks. Check the condition of the element.

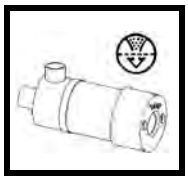

19. Check the electrical charging system.

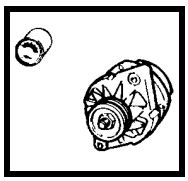

20. Check tires for wear and pressure. Check tracks for wear and tension. Use only approved tires or tracks.

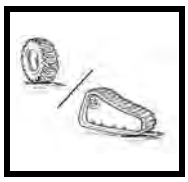

21. Inspect for loose or broken parts or connections.

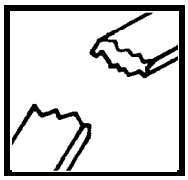

22. Check for any field modification not completed.

23. Operate the machine and check all functions.



24. Check for correct function of the Bobcat Interlock Control System (BICS™) before the machine is returned to the customer.

25. Check for proper function of front horn and back-up alarm (if equipped).

26. Check function or condition of all equipped options and accessories (examples: fire extinguisher, rotating beacon, lift kits, etc.).

27. Recommend to the owner that all necessary corrections be made before the machine is returned to service.



CALIFORNIA
PROPOSITION 65 WARNING

Diesel engine exhaust and some of its constituents are known to the state of California to cause cancer, birth defects and other reproductive harm.

FW SSL-0617 SM

Thank you so much for reading.

Please click the “Buy Now!” button below to download the complete manual.

Buy Now

After you pay.

You can download the most perfect and complete manual in the world immediately.

Our support email:

ebooklibonline@outlook.com