

1150G Crawlers Service Manual Table of Contents

Description	Section No.	Form No.
General		
	Tab 1	
Standard Torque Specifications	1001	8-71601
Fluid and Lubricant Specifications	1002	7-62591
Loctite Product Chart		8-98901
Engines		
	Tab 2	
Engine Removal and Installation	2001	7-64740
Engine Stall Tests	2002	7-62601
Specification Details	2401	8-26064
Cylinder Head and Valve Train	2415	8-26074
Cylinder Block	2425	8-26085
Lubrication System	2445	8-26093
Cooling System	2455	8-26104
Turbocharger	2465	8-26111
Turbocharger Failure Analysis	2565	9-78235
Fuel System		
	Tab 3	
Fuel System and Filters	3410	8-26132
Fuel Injectors	3413	8-26153
Injection Pump - Bosch	3412	8-26144
Electrical		
	Tab 4	
Electrical Schematics and Troubleshooting	4002	7-62610
Batteries	4003	8-12351
Instrument Panel and Gauges	4004	7-65460
Alternator	4005	7-65620
Starter and Starter Solenoid	4006	7-48331
Tracks		
	Tab 5	
Undercarriage Fundamentals	5001	8-99831
Inspection of Track System Components	5501	7-65510
Case Lubricated Track	5504	7-48561
Sealed Track	5505	7-65560
Track Frame and Suspension	5507	7-65540
Idler, Track Adjuster and Recoil Housing	5508	7-65610
Sprocket	5509	8-10911
Carrier Roller	5510	8-14571
Track Roller	5511	8-14581

CASE CORPORATION
700 State Street
Racine, WI 53404 U.S.A.

CASE CANADA CORPORATION
3350 South Service Road
Burlington, ON L7N 3M6 CANADA

Rac 7-63720

© 1996 Case Corporation
Printed in U.S.A.
March, 1996

Description	Section No.	Form No.
Power Train	Tab 6	
Transmission Removal and Installation	6001	7-64760
Specifications, Schematics and Troubleshooting	6002	7-62621
Charging Pump	6005	9-67862
Transmission Control Valve	6007	7-65860
Torque Converter and Torque Converter Housing	6010	7-65600
Transmission	6016	7-64770
Final Drive	6017	7-63760
Brakes	Tab 7	
Removal and Installation of Brake Valve and Removing Air From the Brake System	7001	8-19081
Brake Valve	7002	7-48581
Brakes	7003	7-64780
Hydraulics	Tab 8	
Specifications, Troubleshooting and Schematics	8002	7-62630
Cleaning the Hydraulic System	8003	8-14711
Dozer Control Valve	8007	7-63820
Cylinders	8008	7-64800
Mounted Equipment	Tab 9	
Pedals and Levers	9001	7-62641
Air Conditioning Troubleshooting	9002	7-64810
Air Conditioning Gauges and Testing	9003	7-64820
Air Conditioning System Service	9004	7-64830
Air Conditioner System Component Servicing	9005	7-64840
Dozer Blade	9020	7-64850
Ripper	9030	7-65450
ROPS Cab and Canopy	9061	7-48521
Suspension Seat	9063	7-48531

Section 1001

STANDARD TORQUE SPECIFICATIONS

CASE CORPORATION
700 State Street
Racine, WI 53404 U.S.A.

CASE CANADA CORPORATION
3350 South Service Road
Burlington, ON L7N 3M6 CANADA

Rac 8-71601

© 1994 Case Corporation
Printed in U.S.A.
Issued November, 1991

TABLE OF CONTENTS

TORQUE SPECIFICATIONS - DECIMAL HARDWARE 2


TORQUE SPECIFICATIONS - METRIC HARDWARE 3


TORQUE SPECIFICATIONS - STEEL HYDRAULIC FITTINGS 4

TORQUE SPECIFICATIONS - STEEL HYDRAULIC FITTINGS 5

TORQUE SPECIFICATIONS - DECIMAL HARDWARE

Use the torques in this chart when special torques are not given. These torques apply to fasteners with both UNC and UNF threads as received from suppliers dry, or when lubricated with engine oil. Not applicable if special graphities, Molydisulfide greases, or other extreme pressure lubricants are used.

Grade 5 Bolts, Nuts, and Studs		
		
Size	Pound-Inches	Newton metres
1/4 inch	108 to 132	12 to 15
5/16 inch	204 to 252	23 to 28
3/8 inch	420 to 504	48 to 57
Size	Pound-Feet	Newton metres
7/16 inch	54 to 64	73 to 87
1/2 inch	80 to 96	109 to 130
9/16 inch	110 to 132	149 to 179
5/8 inch	150 to 180	203 to 244
3/4 inch	270 to 324	366 to 439
7/8 inch	400 to 480	542 to 651
1.0 inch	580 to 696	787 to 944
1-1/8 inch	800 to 880	1085 to 1193
1-1/4 inch	1120 to 1240	1519 to 1681
1-3/8 inch	1460 to 1680	1980 to 2278
1-1/2 inch	1940 to 2200	2631 to 2983


Grade 8 Bolts, Nuts, and Studs		
		
Size	Pound-Inches	Newton metres
1/4 inch	144 to 180	16 to 20
5/16 inch	288 to 348	33 to 39
3/8 inch	540 to 648	61 to 73
Size	Pound-Feet	Newton metres
7/16 inch	70 to 84	95 to 114
1/2 inch	110 to 132	149 to 179
9/16 inch	160 to 192	217 to 260
5/8 inch	220 to 264	298 to 358
3/4 inch	380 to 456	515 to 618
7/8 inch	600 to 720	814 to 976
1.0 inch	900 to 1080	1220 to 1465
1-1/8 inch	1280 to 1440	1736 to 1953
1-1/4 inch	1820 to 2000	2468 to 2712
1-3/8 inch	2380 to 2720	3227 to 3688
1-1/2 inch	3160 to 3560	4285 to 4827


NOTE: Use thick nuts with Grade 8 bolts.

TORQUE SPECIFICATIONS - METRIC HARDWARE

Use the following torques when specifications are not given.

These values apply to fasteners with coarse threads as received from supplier, plated or unplated, or when lubricated with engine oil. These values do not apply if graphite or Molydisulfide grease or oil is used.

Grade 8.8 Bolts, Nuts, and Studs		
		
Size	Pound-Inches	Newton metres
M4	24 to 36	3 to 4
M5	60 to 72	7 to 8
M6	96 to 108	11 to 12
M8	228 to 276	26 to 31
M10	456 to 540	52 to 61
Size	Pound-Feet	Newton metres
M12	66 to 79	90 to 107
M14	106 to 127	144 to 172
M16	160 to 200	217 to 271
M20	320 to 380	434 to 515
M24	500 to 600	675 to 815
M30	920 to 1100	1250 to 1500
M36	1600 to 1950	2175 to 2600

Grade 10.9 Bolts, Nuts, and Studs		
		
Size	Pound-Inches	Newton metres
M4	36 to 48	4 to 5
M5	84 to 96	9 to 11
M6	132 to 156	15 to 18
M8	324 to 384	37 to 43
Size	Pound-Feet	Newton metres
M10	54 to 64	73 to 87
M12	93 to 112	125 to 150
M14	149 to 179	200 to 245
M16	230 to 280	310 to 380
M20	450 to 540	610 to 730
M24	780 to 940	1050 to 1275
M30	1470 to 1770	2000 to 2400
M36	2580 to 3090	3500 to 4200

Grade 12.9 Bolts, Nuts, and Studs



Usually the torque values specified for grade 10.9 fasteners can be used satisfactorily on grade 12.9 fasteners.

Thank you so much for reading.
Please click the “Buy Now!”
button below to download the
complete manual.



After you pay.

You can download the most
perfect and complete manual in
the world immediately.

Our support email:

ebooklibonline@outlook.com