

ENGINE - 10  
FRONT AXLE SYSTEM - 25  
REAR AXLE SYSTEM - 27

## **SR220 / SR250 / SV250 / SV300** **Tier 4A**

### **Alpha Series Skid Steer Loader**

*SR220 PIN NDM457559 and above; SR250 PIN NCM442784 and above;  
SV250 PIN NDM460776 and above; SV300 PIN NCM445399 and above*

## **TR320 / TV380** **Tier 4A**

### **Alpha Series Compact Track Loader**

*TR320 PIN NCM440597 and above; TV380 PIN NCM450857 and above*

# **SERVICE MANUAL**

**Part number 47720711**

English

April 2014

*Replaces part number 47571165, 47571166*

**CASE**  
CONSTRUCTION



## INTRODUCTION

# Contents

---

## INTRODUCTION

Foreword - Important notice regarding equipment servicing (*)	3
Safety rules (*)	4
Safety rules - Personal safety (*)	5
Safety rules - Ecology and the environment (*)	6
Safety rules (*)	7
Torque - Minimum tightening torques for normal assembly (*)	8
Torque - Standard torque data for hydraulics (*)	13
Basic instructions - Shop and assembly (*)	15
Hydraulic contamination – Contamination (*)	17
General specification - Left-hand instrument cluster (*)	18
General specification - Electronic Instrument Cluster (EIC) (*)	20
General specification - Advanced Instrument Cluster (AIC) (*)	25
General specification - Biodiesel fuels (*)	30
Capacities	33
Product identification	34
Product identification (*)	36

(\*) See content for specific models

---

## Foreword - Important notice regarding equipment servicing

SR220	NA
SR250	NA
SV250	NA
SV300	NA
TR320	NA
TV380	NA

All repair and maintenance work listed in this manual must be carried out only by qualified dealership personnel, strictly complying with the instructions given, and using, whenever possible, the special tools.

Anyone who performs repair and maintenance operations without complying with the procedures provided herein shall be responsible for any subsequent damages.

The manufacturer and all the organizations of its distribution chain, including - without limitation - national, regional, or local dealers, reject any responsibility for damages caused by parts and/or components not approved by the manufacturer, including those used for the servicing or repair of the product manufactured or marketed by the manufacturer. In any case, no warranty is given or attributed on the product manufactured or marketed by the manufacturer in case of damages caused by parts and/or components not approved by the manufacturer.

The information in this manual is up-to-date at the date of the publication. It is the policy of the manufacturer for continuous improvement. Some information could not be updated due to modifications of a technical or commercial type, or changes to the laws and regulations of different countries.

In case of questions, refer to your CASE CONSTRUCTION Sales and Service Networks.

## Safety rules

SR220	NA
SR250	NA
SV250	NA
SV300	NA
TR320	NA
TV380	NA


### Personal safety





This is the safety alert symbol. It is used to alert you to potential personal injury hazards. Obey all safety messages that follow this symbol to avoid possible death or injury.

Throughout this manual you will find the signal words DANGER, WARNING, and CAUTION followed by special instructions. These precautions are intended for the personal safety of you and those working with you.

Read and understand all the safety messages in this manual before you operate or service the machine.

 DANGER indicates a hazardous situation that, if not avoided, will result in death or serious injury.

 WARNING indicates a hazardous situation that, if not avoided, could result in death or serious injury.

 CAUTION indicates a hazardous situation that, if not avoided, could result in minor or moderate injury.

### FAILURE TO FOLLOW DANGER, WARNING, AND CAUTION MESSAGES COULD RESULT IN DEATH OR SERIOUS INJURY.

### Machine safety

**NOTICE:** Notice indicates a situation that, if not avoided, could result in machine or property damage.

Throughout this manual you will find the signal word Notice followed by special instructions to prevent machine or property damage. The word Notice is used to address practices not related to personal safety.

### Information

**NOTE:** Note indicates additional information that clarifies steps, procedures, or other information in this manual.

Throughout this manual you will find the word Note followed by additional information about a step, procedure, or other information in the manual. The word Note is not intended to address personal safety or property damage.

Thank you so much for reading.  
Please click the “Buy Now!”  
button below to download the  
complete manual.



After you pay.  
You can download the most  
perfect and complete manual in  
the world immediately.

Our support email:  
[ebooklibonline@outlook.com](mailto:ebooklibonline@outlook.com)