



Service Repair Manual

Models

236D SKID STEER LOADER

Product: SKID STEER LOADER

Model: 236D SKID STEER LOADER BGZ

Configuration: 236D Skid Steer Loader BGZ00001-UP (MACHINE) POWERED BY C3.3B Engine

Disassembly and Assembly

259D, 279D, 289D, 299D and 299D XHP Compact Track Loaders, 257D, 277D, 287D, 297D and 297D XHP Multi Terrain Loaders and 236D, 242D, 246D, 262D, 272D and 272D XHP Skid Steer Loaders Power Train

Media Number -UENR3730-09

Publication Date -01/05/2015

Date Updated -13/08/2018

i06659865

Piston Pump (Hydrostatic) - Disassemble

SMCS - 5070-015-H7

Disassembly Procedure

Table 1

Required Tools			
Tool	Part Number	Part Description	Qty
A	1P-0510	Driver Gp	1
B	9S-9152	Puller Attachment As.	1
C	0S-1527	Bolt	1
	2J-3506	Full Nut	1
	8T-4122	Hard Washer	2
D	1P-1859	Retaining Ring Pliers	1

Start By:

- a. Remove the pump. Refer to Disassembly and Assembly, "Piston Pump (Hydrostatic) - Remove".
-




Illustration 1

g01325524

1. Remove bolts (1) and valve (2).




Illustration 2

g01325526

2. Remove nut (3), the O-ring seal, coil (4), bolts (5), and cartridge (6).

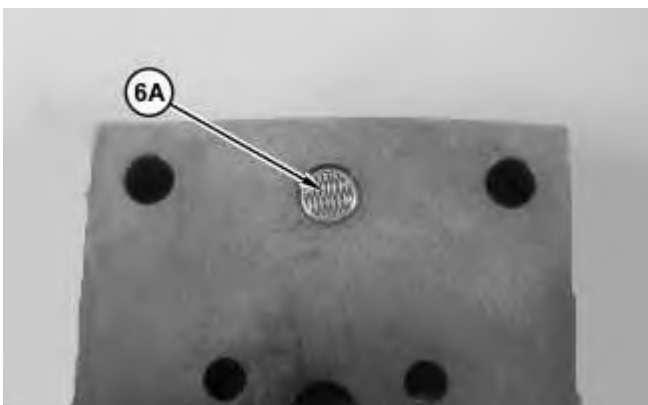


Illustration 3

g01377500

3. Remove screen (6A).




Illustration 4

g01325527

4. Remove gasket (7) and control arm (8).




Illustration 5

g01325534

5. Remove bolts (9) and valve (10).
6. Repeat Steps 2 through Steps 4 for valve (10).




Illustration 6

g01325536

7. Remove nut (13), coil (12), and cartridge (14).
8. Remove valve (11).




Illustration 7

g01377504




Illustration 8

g01377507

9. Remove plugs (14A), O-ring seal (14E), O-ring seal (14C), backup ring (14D) and crossover relief valves (14B), from the head.



Illustration 9

g01325538

10. Remove O-ring seal (15), backup rings (16), and O-ring seals (17).
-

Thank you so much for reading.
Please click the “Buy Now!”
button below to download the
complete manual.



After you pay.

You can download the most
perfect and complete manual in
the world immediately.

Our support email:

ebooklibonline@outlook.com