



# Service Repair Manual

## **Models**

# 257D MULTI TERRAIN LOADER

---

Product: MULTI TERRAIN LOADER

Model: 257D MULTI TERRAIN LOADER EZW

Configuration: 257D Multi Terrain Loader EZW00001-UP (MACHINE) POWERED BY C3.3B Engine

## Disassembly and Assembly

**259D, 279D, 289D, 299D and 299D XHP Compact Track Loaders, 257D, 277D, 287D, 297D and 297D XHP Multi Terrain Loaders and 236D, 242D, 246D, 262D, 272D and 272D XHP Skid Steer Loaders Power Train**

Media Number -UENR3730-09

Publication Date -01/05/2015

Date Updated -13/08/2018

i07202363

## Piston Pump (Hydrostatic) - Remove and Install

SMCS - 5070-010-H7

### Removal Procedure

Table 1

Required Tools			
Tool	Part Number	Part Description	Qty
A	386-6031	Lever Puller Hoist	2
B	304-8950	Tube As	
	304-8951	Trolley	1
	305-0041	Base As	1
C	8S-7631	Tube	1
	8S-7615	Pin	1
	8S-7640	Stand	1
D	439-3940	Link Bracket	2
E	387-9124	Wrench Adapter	1

#### Start By:

- a. Remove the piston pump.
-




Illustration 1

g02824547

1. Disconnect hose assemblies (1), hose assemblies (2), and hose assembly (3).




Illustration 2

g02824616

2. Disconnect hose assemblies (4) and hose assemblies (5).




Illustration 3

g02824759

3. Disconnect harness assemblies (6). Repeat this step for the opposite side.




Illustration 4  
Typical Example

g02835658

4. Position Tooling (B) onto Tooling (C).




Illustration 5

g02837581




Illustration 6

g02835587




Illustration 7

g02824997

5. Use Tooling (A), Tooling (D), and a suitable lifting device to support the opposite end of Tooling (B).
6. Attach an additional Tooling (A) and a suitable lifting device onto Tooling (B) and piston pump (7). The weight of piston pump (7) is approximately 73 kg (160 lb). Apply a slight lifting tension.
7. Use suitable blocking to support piston pump (7).

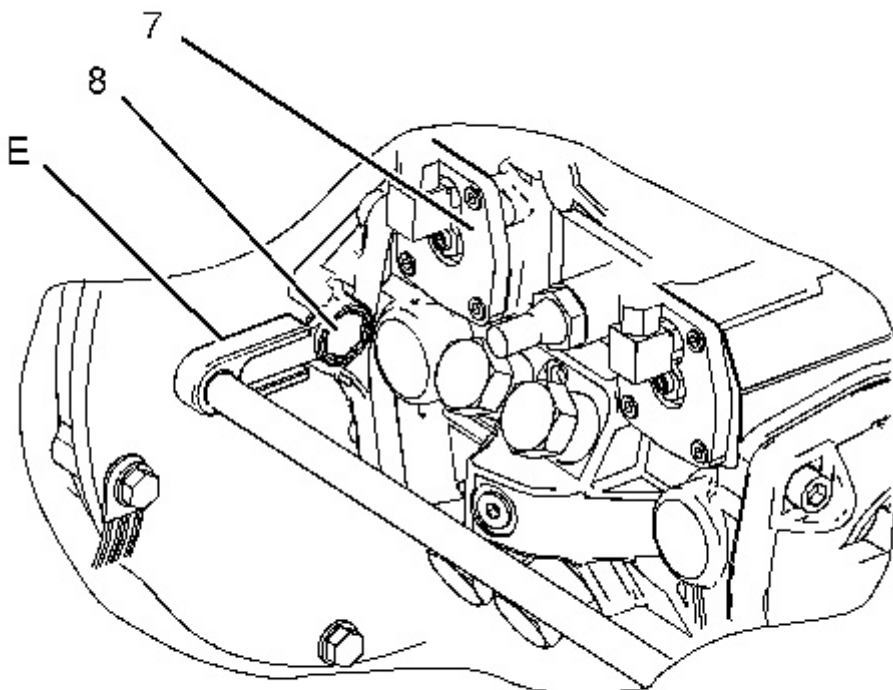


Illustration 8

g02835676

Thank you so much for reading.  
Please click the “Buy Now!”  
button below to download the  
complete manual.



After you pay.

You can download the most  
perfect and complete manual in  
the world immediately.

Our support email:

[ebooklibonline@outlook.com](mailto:ebooklibonline@outlook.com)