



Service Repair Manual

Models

279C COMPACT TRACK
LOADER

Product: COMPACT TRACK LOADER

Model: 279C COMPACT TRACK LOADER MBT

Configuration: 279C Compact Track Loader MBT00001-UP (MACHINE) POWERED BY 3044C Engine

Disassembly and Assembly

279C, 279C2, 289C, 289C2 and 299C Compact Track Loaders Power Train

Media Number -KENR8831-06

Publication Date -01/01/2016

Date Updated -06/01/2016

i03007153

Piston Motor (Hydrostatic) - Remove

SMCS - 4351-011

S/N - JMP1-UP

S/N - JSP1-UP

S/N - MBT1-UP

S/N - RTD1-UP

Removal Procedure

Table 1

Required Tools			
Tool	Part Number	Part Description	Qty
A	138-7575	Link Bracket	2

Start By:

- Relieve the hydraulic system pressure. Refer to Disassembly and Assembly, "System Pressure - Release".
- Remove the track. Refer to Disassembly and Assembly, "Track (Rubber) - Remove and Install".

Note: Put identification marks on all hoses, on all hose assemblies, and on all harness assemblies for installation purposes. Plug all hose assemblies. This helps to prevent fluid loss, and this helps to keep contaminants from entering the system.

NOTICE

Care must be taken to ensure that fluids are contained during performance of inspection, maintenance, testing, adjusting and repair of the product. Be prepared to collect the fluid with suitable containers before opening any compartment or disassembling any component containing fluids.

Refer to Special Publication, NENG2500, "Caterpillar Dealer Service Tool Catalog" for tools and supplies suitable to collect and contain fluids on Caterpillar products.

Dispose of all fluids according to local regulations and mandates.




Illustration 1

g01523568

1. Disconnect hose assemblies (1).




Illustration 2

g01523939

2. Remove cable straps (3).
 3. Disconnect harness assembly (4).
 4. Disconnect hose assembly (2).
-




Illustration 3

g01523563

5. Attach Tooling (A) and a suitable lifting device to piston motor (5). The weight of the piston motor (5) is approximately 91 kg (200 lb).



Illustration 4

g01524029

6. Remove bolts (6). Remove piston motor (5).

Product: COMPACT TRACK LOADER

Model: 279C COMPACT TRACK LOADER MBT

Configuration: 279C Compact Track Loader MBT00001-UP (MACHINE) POWERED BY 3044C Engine

Disassembly and Assembly

279C, 279C2, 289C, 289C2 and 299C Compact Track Loaders Power Train

Media Number -KENR8831-06

Publication Date -01/01/2016

Date Updated -06/01/2016

i06177895

Piston Motor (Hydrostatic) - Disassemble - CTL

SMCS - 4351-015

S/N - JMP1-UP

S/N - MBT1-UP

Disassembly Procedure

Table 1

Required Tools			
Tools	Part Number	Part Description	Qty
A	136-1452	Retaining Ring Pliers	1
B	6V-2062	Tips	1
C	1P-0074	Slide Hammer Puller Gp	1
D	4C-5651	Threaded Adapter	1
E	1P-0510	Driver Gp	1
F	8H-0663	Bearing Puller Gp	1
G	426-2717	Reaction Plate	1
	8T-7338	Bolt	4
	9X-8268	Washer	4
H	5F-7339	Adapter	1
J	385-8578	Hydraulic Wrench	1
	385-8589	Reaction Arm Assembly	1

Thank you so much for reading.
Please click the “Buy Now!”
button below to download the
complete manual.



After you pay.

You can download the most
perfect and complete manual in
the world immediately.

Our support email:

ebooklibonline@outlook.com