



Service Repair Manual

Models

303.5 D Mini Excavator

Product: MINI HYD EXCAVATOR

Model: 303.5D MINI HYD EXCAVATOR RHP

Configuration: 303.5 D Mini Excavator RHP00001-UP (MACHINE) POWERED BY S3Q2 Engine

Disassembly and Assembly S3Q2 and S3Q2-T Engines

Media Number -KENR6786-03

Publication Date -01/08/2015

Date Updated -18/08/2015

i04111938

Timing Gear, Camshaft, and Oil Pan - Disassemble and Inspect

SMCS - 1206-015; 1206-040; 1210-015; 1210-040; 1302-015; 1302-040

Disassembling and inspecting timing gear, camshaft, and oil pan

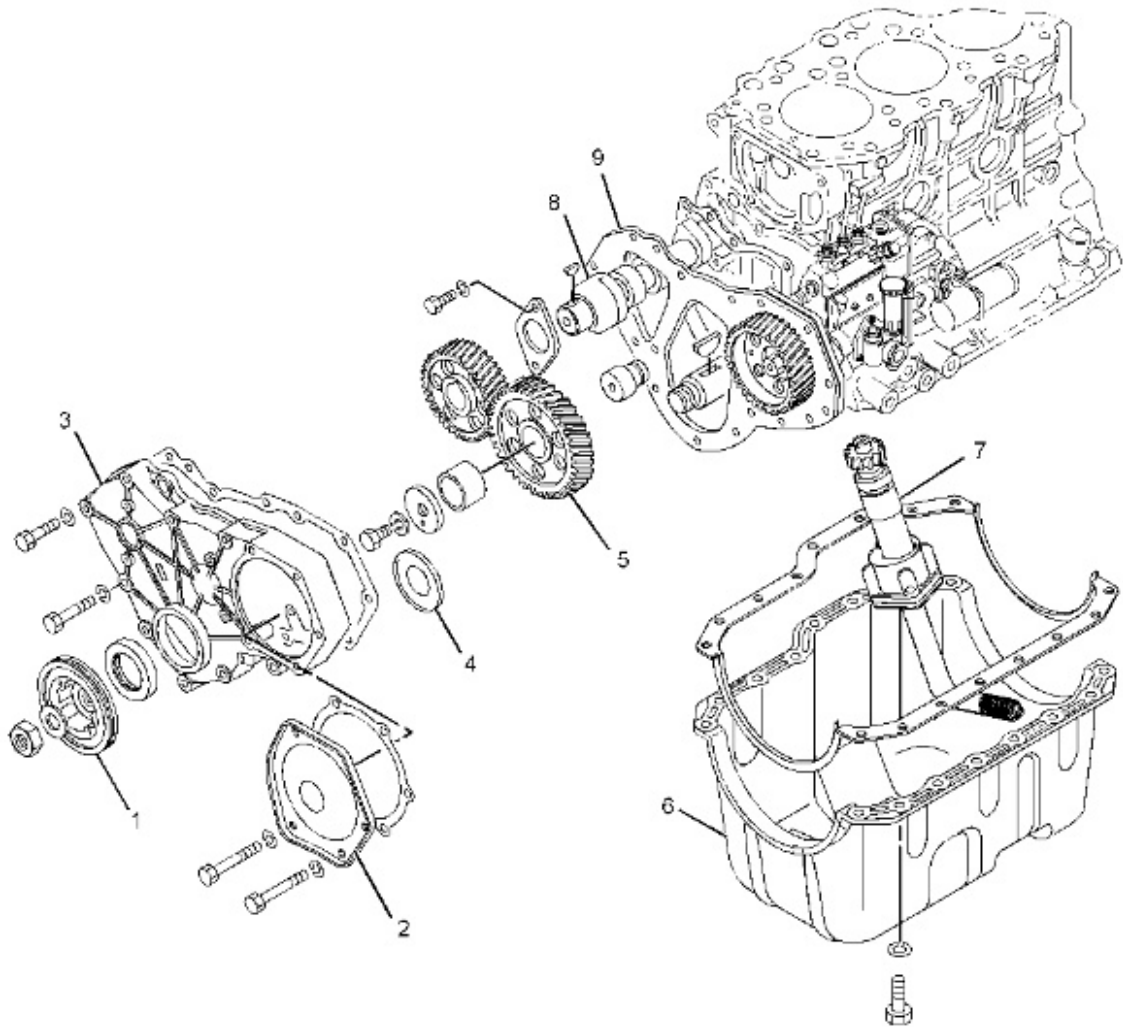


Illustration 1

g02315293

Disassembling sequence

- (1) Crankshaft pulley
- (2) Cover
- (3) Timing gear case
- (4) Baffle plate
- (5) Idler gear
- (6) Oil pan
- (7) Oil pump
- (8) Camshaft
- (9) Front plate

Removing crankshaft pulley

Note: The bar that stops the crankshaft from turning may come off. Pay due attention to safety.

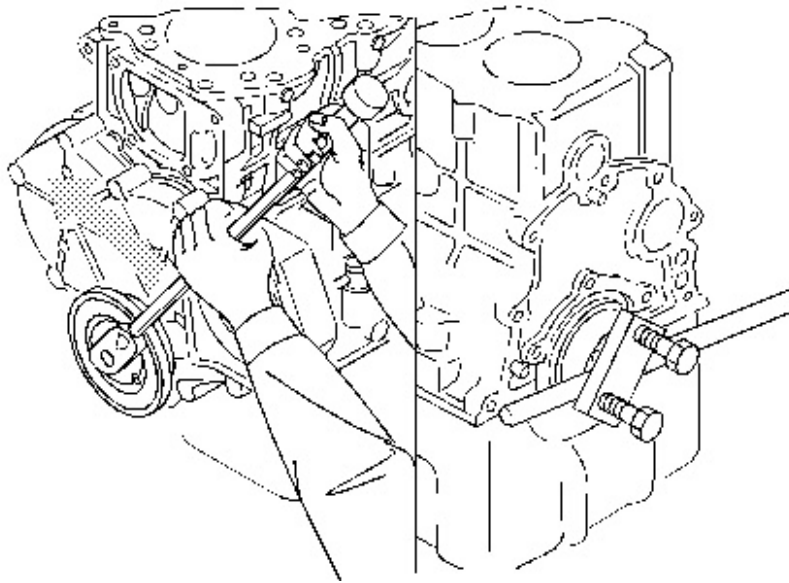


Illustration 2

g02210558

1. Screw two guide bolts into the threaded holes at the rear end of the crankshaft. Stick a bar across the guide bolts to prevent the crankshaft from turning.
2. Remove the crankshaft pulley.
3. Take out the woodruff key of the crankshaft.

Inspect the crankshaft pulley (1) for worn belt groove and worn oil seal contact surface.

Removing timing gear case

Note: The front plate is bolted to the crankcase from inside the gear case. Do not attempt to remove the front plate together with the gear case by tapping.

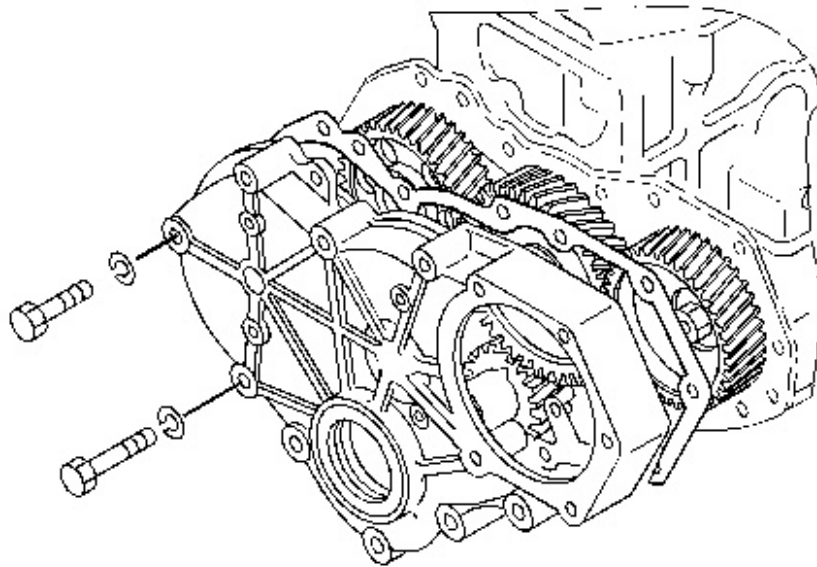


Illustration 3

g02210559

1. Remove bolts from the timing gear case.
2. Remove the timing gear case.

Inspect the timing gear case (3) for Crack and abnormality of knock hole.

Note: Bolts have different lengths. Pay attention to the positions of bolts to ensure correct reassembling.

Measuring timing gear backlash

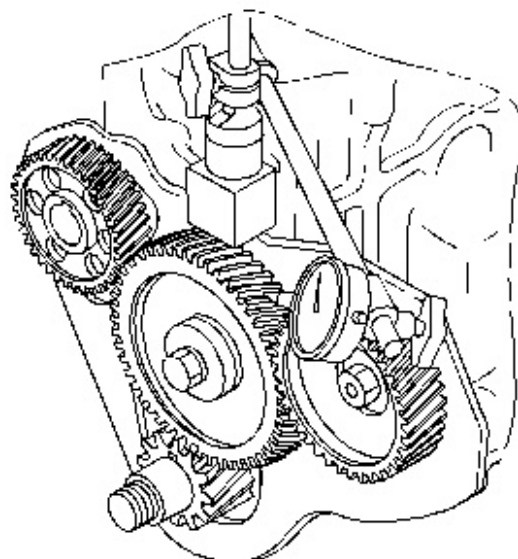


Illustration 4

g02210560

Use anyone of the following procedure to measure the backlash of the gear :

Thank you so much for reading.
Please click the “Buy Now!”
button below to download the
complete manual.



After you pay.

You can download the most
perfect and complete manual in
the world immediately.

Our support email:

ebooklibonline@outlook.com